
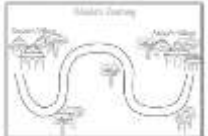






Here are this week's home learning activities. If you have any questions or need any advice then please get in touch EYFS@lingdale.org . I hope you enjoy this week's story!

Lingdale Primary School Reception Home Learning - 25.01.21

<p>English - This week's story is called Handa's Surprise. Watch and listen to the story being retold using this link https://www.youtube.com/watch?v=XyIV_xYi0as You could also read 'Handa's Hen' - https://www.youtube.com/watch?v=-9FZqX1CBqE</p> 		<p>Discussion Questions Before reading the story or watching the story via video look at the title and cover. Predict what the surprise might be. Then, read the blurb on the back cover? Does this give any more clues about the surprise? Looking at the pictures can you discuss where Handa lives? How can you tell this from the pictures? Discuss the similarities and differences between where Handa lives and where you live. Use the pictures to help describe these similarities and differences.</p>	
<p>Sequence the story - cut out the pictures from the story then put them into the correct order? - Which animal took the banana, the avocado? Etc.</p>	<p>Use the cut and stick pictures to make character puppets. Can you put on a puppet show to retell the story to your family? You could make a poster for your show, make tickets and sell them for 2p (link to money for maths - how much altogether) and then put on a show for them. You could always make your own puppet theatre from a shoe or cereal box and decorate it.</p>	<p>Create a story map of the 'Handa's Surprise' - draw pictures of what is happening in the story and use this to retell the story. Add actions to the pictures too to help you remember what you say.</p> 	<p>Write a list of the animals and fruit in the story can you match them up? Research the different animals from the story. What do they like to eat - do they actually like to eat the fruit that they took from Handa?</p>
<p>Maths Children should count forwards to 20 and then backwards daily. Order numbers 0-20. Please complete one activity from your daily maths pack each day. <u>Addition</u> This week in Maths, we will focus on addition as combining two groups. Use the following link to introduce/recap the concept to the children https://classroom.thenational.academy/lessons/combining-two-groups-71gkec</p> <ul style="list-style-type: none"> Use the addition mats in this pack with some small objects from around the house (you could use pasta, buttons, milk tops, toy cars or figures ect) to practise finding how many altogether. You could also use playdough and the ice cream mat in your pack to practise some adding. Try this addition game from https://www.topmarks.co.uk/addition/addition-to-10 Try adding with pictures using the Handa sheet in your pack. 		<p>Phonics /Keywords: Recap all previous sounds. The focus for this week in Phonics is ay, ee, ow Please complete one activity from your daily pack each day. Play the game from topmarks to read words containing the focus sound. Set the game by clicking on phase 5 and finding the ay sound then press play. https://www.phonicsplay.co.uk/resources/phase/2/picnic-on-pluto</p> 	
<p>Data Handling Gather some fruit and use this for data handling activities... What is the favourite type of fruit in your family? You could use the sheet in this pack to help you.</p>		<p>Creative:  Can you weave the paper strips to make a basket for Handa?</p>	

Here are this week's home learning activities. If you have any questions or need any advice then please get in touch EYFS@lingdale.org . I hope you enjoy this week's story!

Understanding of the World

Handa's Surprise is set in Kenya - can you find Kenya on a map? Is it far away from where you live? What can you find out about this country?

Watch the video all about Africa -

<https://www.youtube.com/watch?v=PSYHMWmyVfo>



You could stick your basket to the larger piece of paper and then paint the fruits in her basket.



Can you make an African necklace for Akeyo? You could use paints and paper plates ...



or you could paint and thread pasta onto some string.

Could you try the different fruits from the story? What did you like/what did you not like? Did you try a new fruit that you enjoyed?

Physical Development:

Fruit Salad: Could you have a go at cutting up some fruit to make a healthy fruit salad? Or you could thread the fruits onto sticks and make fruit kebabs. Make sure an adult is with you to keep you safe. Don't forget to wash your hands carefully.

Be active: Balance a basket- How easy is it to walk carrying something on your head? Using a small basket with a few soft items, or a cushion, children can practice walking without holding their load on their heads. This can become a game, with someone trying to take an item without being noticed.