


Here are this week's home learning activities. If you have any questions or need any advice then please get in touch [EYFS@lingdale.org](mailto:EYFS@lingdale.org) . I hope you enjoy this week's story!

Lingdale Primary School

Reception Home Learning - 18.01.21




**English -**

This week's story is called the Polar Bear Paddle.  
[https://www.youtube.com/watch?v=83lgTiX\\_XcY](https://www.youtube.com/watch?v=83lgTiX_XcY)

**Writing**

Can you practise writing your full name using Rainbow writing? An adult writes your first and second name. Use different colours to practise writing over the top. If you can already write your full name, this activity is also good for learning to spell some of your keywords.




**Discussion Questions**

Pause on the front cover - what do you think the story is about? What might happen?  
Do you know where polar bears live?  
Do you think Alfie was brave to go swimming in the sea?  
Can you remember who helped Alfie to swim in the sea?

Can you draw and label a picture of a polar bear. Remember to try and hear the sounds in each word to add labels.

**Maths** Children should count forwards to 20 and then backwards daily. Order numbers 0-20. **Please complete one activity from your daily maths pack each day.**

Can you add one more? Can you find one less?  
Use some small objects from home such as lego, pasta, button, small toys. Adult picks a number. Can you add one more? Can you find one less by taking away?



Use some of the one more or one less activity sheets attached in this pack.

**Playdough**

Use the playdough in your pack. Roll the dice to find a number. Make that many small balls with your playdough. Squish one. Now you have one less, how many are left?

You could also strengthen the muscles in your fingers with these dough disco activities. At school we do these daily.

<https://www.youtube.com/watch?v=3K-CQrjIOuY>

**Phonics /Keywords:**

Recap all previous sounds. The focus for this week in Phonics is ng, nk, qu. **Please complete one activity from your daily pack each day.** Use the read and race game attached in this pack.



You could use this spotlight activity with sound cards, word cards from activities in their packs or their keyword cards from their reading folders.

ng - <https://www.youtube.com/watch?v=Vu2jBrMgX3M>


nk - <https://www.youtube.com/watch?v=JZH86IIuqQ>

qu - [https://www.youtube.com/watch?v=SjlFid\\_HufQ](https://www.youtube.com/watch?v=SjlFid_HufQ)

We will also send these links and green word videos through Marvellous Me throughout the week for daily practise.

**Creative:**

Make a 3D Polar bear picture with this guide from...



<https://www.artycraftykids.com/craft/3d-polar-bear-winter-craft/>

or get creative and make an idea of your own...



**Understanding of the World - link creative and fine motor.**

Learn about the Polar habitat and the animals that live there.

<https://classroom.thenational.academy/subjects-by-key-stage/early-years-foundation-stage/subjects/understanding-the-world> Complete a lesson each day - Tuesday, Wednesday and Thursday.

In lesson one, after learning about the different Polar regions and the habitats there, the video will help you to make a model igloo. You will need a plastic bottle, marshmallows/cotton wool.  
In lesson two, after learning to name the animals that live in Polar habitats, the video will help you create a polar bear painting with your fingertips.

In lesson three, you will learn about how animals are adapted to the cold and use your fine motor skills to make snowflakes. You will need scissors and paper. We will send links to the lessons each day on Marvellous me to help too.

**Physical Development:**

Go on a Polar bear adventure in the cold with Cosmic Kids yoga.  
<https://www.youtube.com/watch?v=tOuR37JNX54>

Here are this week's home learning activities. If you have any questions or need any advice then please get in touch [EYFS@lingdale.org](mailto:EYFS@lingdale.org) . I hope you enjoy this week's story!

# qu,ch,sh,th,ng Read and Race

**qu**

**ch**

**sh**

**th**

**ng**

Start

quiz

quit

quick

quack

liquid

chop

chin

check

much

rich

ship

shed

shop

shell

fish

shock

this

with

thick

path

song

wing

rung

Finish

### Instructions

1. Roll the dice.
2. Sound out to blend the word you land on.
3. Who will finish first?