

# Maths Curriculum

*All our children can be mathematicians!*



# Culture



# All our children can be mathematicians!

At Lingfield Education Trust (LET), our maths **culture**, that underpins and informs all that we do, is based around our shared belief that **all our children can be mathematicians** – and enjoy the journey of getting there! Our culture is one of **all** staff members being the best prepared possible to ensure **all** children can master **all** of maths. At LET, mastery means every stakeholder moving together to improve their maths – not just children.

This culture informs the **intent** of our maths **curriculum**: all children to be factually fluent, procedurally fluent and flexibly fluent so that they can reason to solve problems. We know this intent will give them the best possible chance to master maths at secondary school and have confidence in the workplace and everyday life situations. We intend for our children to be life-long lovers of maths. Our curriculum is designed so that **all** children learn content in the right order and for the right amount of time.

To **implement** our curriculum, we base our **pedagogy** around a consistent lesson delivery model (LDM) that fuses together the best of cognitive science approaches and the mastery approach to maths. Our robust LDM has several benefits:

- It acts as daily CPD for our staff about the most effective way to help children learn mathematical content
- Allows predictability and consistency for children, especially those with SEND needs
- Acts as a daily induction model for new staff

Learning steps and units of learning last as long as they need for **all** children to have grasped a concept/area of maths – a proper mastery approach.

To ensure that our curriculum has the desired **impact**, we have a robust assessment, monitoring and **CPD** model that encompasses both pre-unit/post-unit assessments, summative assessments, fluency checks along with ongoing checks for understanding in lessons. Running alongside this same day intervention is at the heart of our curriculum to ensure **all** children are ready for their new learning.

# High-Quality Resources

High-quality, expert-made lesson resources are provided for staff. Why?

- to ensure all children receive the same high-quality science of learning & mastery-based learning opportunities
- to tackle workload issues and thus allow our teachers to be as fresh as possible to deliver high-quality learning opportunities
- to allow our staff to reallocate their preparation time to rehearsal, adapting resources & producing 'plan B' including for focus groups
- to craft some spare time for staff to engage in reading and research around the teaching of maths from our 'maths reading library'
- to embed consistent, codified learning routines throughout school as we know this has a positive impact on both academic and behavioural outcomes
- to allow for smooth transitions within lessons, between lessons, between year groups and between staff (for example supply or TA cover)



**x3 x6 x9 & x7 Tables**  
Learning the 4 x 3 commutative property

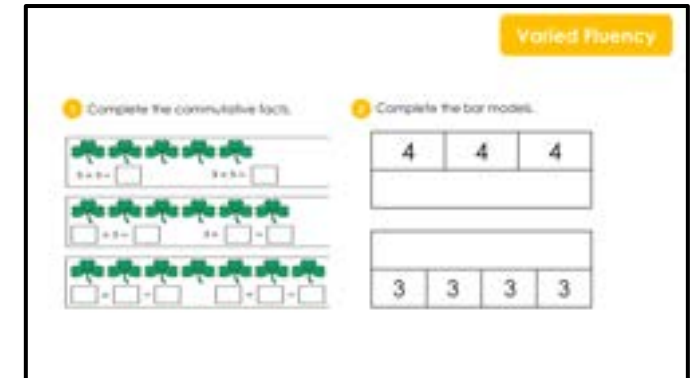


Write the 2 commutative multiplication facts.

**You do**

Observe it from your Guided Group.

**You Do! Sketch**  
Write two division facts you can make from this.



**Varied Fluency**

1 Complete the commutative facts.

2 Complete the bar models.

4	4	4

3	3	3	3

# Curriculum



# Maths Curriculum

Our curriculum is one aimed at ensuring our shared belief, that *all our children can be mathematicians*, becomes a reality.

We believe strongly that all children can learn their intended curriculum if it is sequenced correctly and affords children enough time to learn mathematical content. For that reason, we have based our curriculum around the following materials:

- NCETM Curriculum Prioritisation
- Oak National Academy
- NCETM Mastering Number EYFS
- NCETM Checkpoints
- DfE Teaching Children to Calculate Mentally

Where possible, statistics and measures are applied in the wider curriculum to give them a meaningful context and purpose. Skills learned in these areas are then built into our systematic spaced retrieval sessions. For connections to be built up between mathematical concepts and representations, maths other than the focus content is built into the varied fluency of maths lessons.

To ensure all children can access mathematical content, we apply the science of cognitive load theory to our curriculum so that children have the prerequisite knowledge for a unit. For example, formal written multiplication is only taught when multiplication table facts have been secured; column addition is only taught when addition/subtraction table facts have been secured.

*Our EYFS curriculum planning has the same depth and detail as the rest of school, as we recognize how essential the best possible start is. EYFS maths has its own section in this document.*

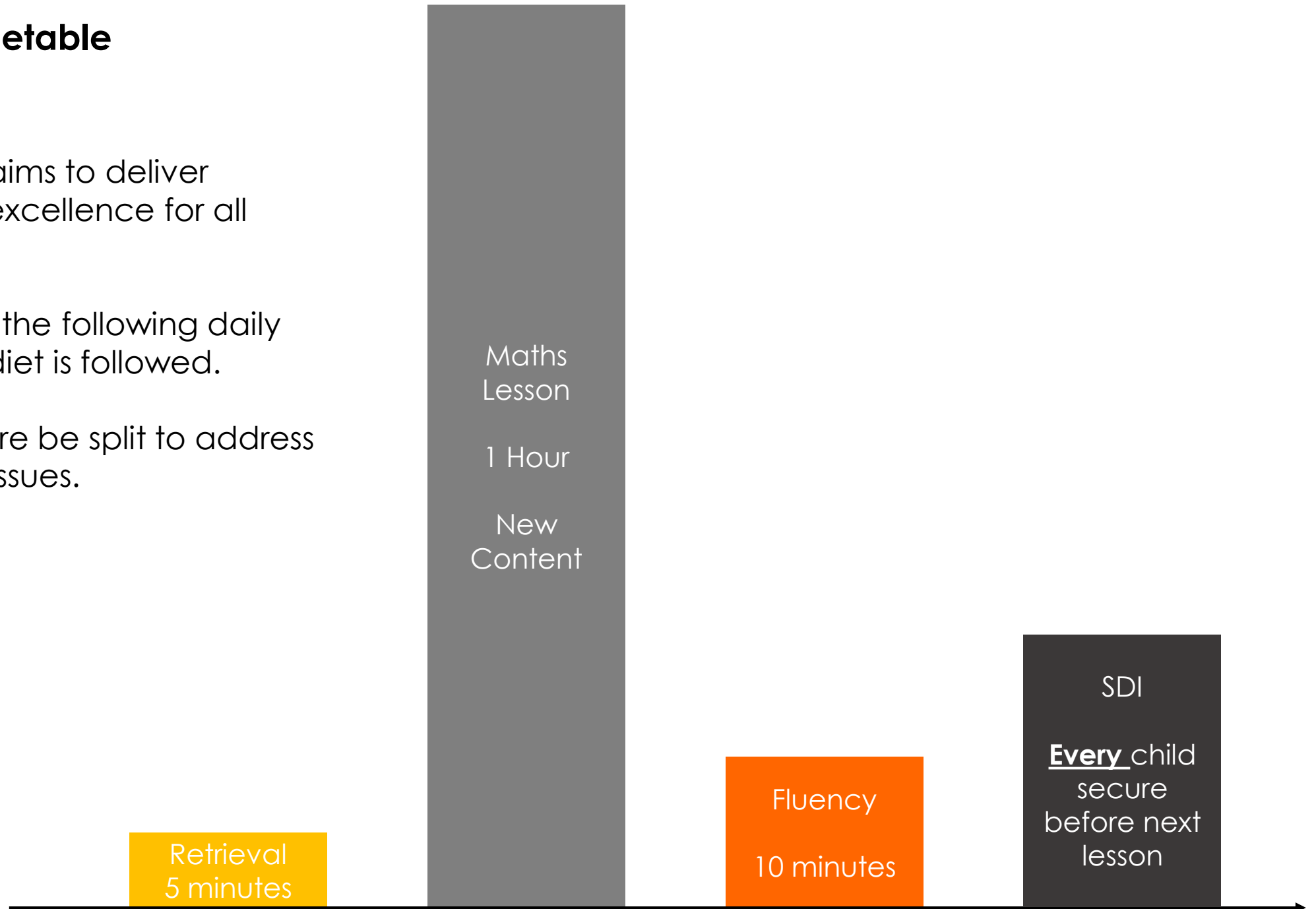
Learning sequences identify linked mental maths/fact fluency starters; where a dedicated practical lesson is required; where a problem-solving lesson fits; when assessment/pause/stretch should take place; and when a practice lesson is required to allow children to simply consolidate what they have learnt.

# Daily Maths Timetable

This curriculum aims to deliver mathematical excellence for all children.

For this happen the following daily mathematical diet is followed.

These sessions are be split to address cognitive load issues.



# Curriculum Design Principles

Curriculum  
Design  
Principles

## Mathematics



This document is supported by the Mathematics Masterclass webinar, housed within the Trust CPD portal. The Trust also has an optional Mathematics curriculum available, which exemplifies each of the below design principles.

Each of our schools are required to ensure that the National Curriculum content for mathematics is adhered to, as a minimum. In line with National Curriculum guidance, schools are free to introduce new content at any point in the relevant key stage.

Overall Curriculum Considerations
Is the curriculum a mastery curriculum that allows all pupils to move together securing fluency, reasoning and problem-solving?
Early Years
Does the EY curriculum have the same level of detail as KS1 and KS2?
Does the EY curriculum plan for the teaching and practice of matching, sorting, ordering, comparing and patterning?
Does the EY curriculum develop spatial awareness and spatial reasoning skills?
Does the EY curriculum develop a secure understanding of subitising, counting and quantity?
Does the EY curriculum develop a secure understanding of number composition to 10?
Does the EY curriculum develop a secure understanding of pattern and patterns within the number system?
Does the EY curriculum lead to automaticity in some add and take facts within 10?
Fact Fluency
Does the curriculum plan for the systematic teaching of a conceptual understanding of KS1 addition and subtraction facts?
Does the curriculum plan for the assessment of addition and subtraction fact automaticity?
Is there a systematic approach to the retention of KS1 addition and subtraction facts in LKS2?
Is there a systematic approach to the remediation of KS1 addition and subtraction facts in LKS2?
Does the curriculum plan for the systematic teaching of a conceptual understanding of multiplication and division facts?
Does the curriculum plan for the assessment of multiplication and division fact automaticity?
Is there a systematic approach to the retention of multiplication and division facts in UKS2?
Is there a systematic approach to the remediation of KS1 multiplication and division facts in UKS2?

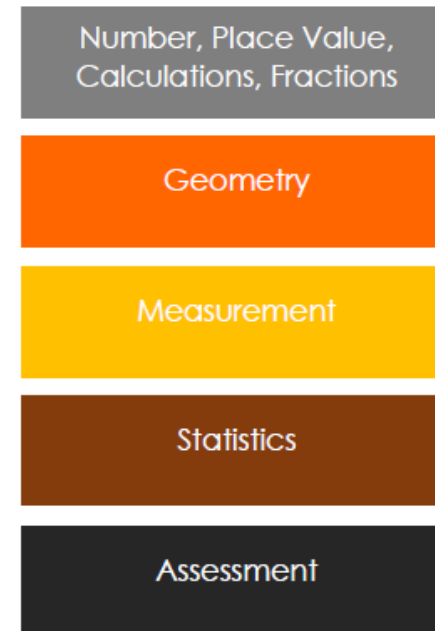
To ensure **all** our children have the best possible maths education, our maths curriculum meets all the standards of **LET Curriculum Design Principles**.

Substantive Knowledge
Is there a coherent approach to teaching all substantive knowledge by the end of the key stage?
Does the curriculum lead to Year 6 children being taught all Year 6 curriculum content?
Procedural Knowledge
Does the curriculum equip all pupils with knowledge of how to calculate using a range of mental strategies?
Does the curriculum equip all pupils with knowledge of how to lay out and complete formal algorithms?
Conditional Knowledge: arithmetic
Is there a systematic approach to teaching children how to decide upon the most efficient calculation strategy including mental strategies?
Conditional Knowledge: reasoning and problem-solving
Is there a systematic - reasoning hierarchy based - approach to teaching reasoning?
Are all children taught to reason and given opportunities to reason?
Is there a systematic approach to teaching all children to solve-problems?
Are all children taught to solve a wide range of problems?
Greater Depth
Does the curriculum plan for exposing children, who have grasped content rapidly, to rich and sophisticated problems?
Mixed-Age
Is there an effective, and fair to teachers, mixed-age curriculum with the same level of detail as non-mixed?
Retrieval
Is there a systematic and documented approach to retrieving prior learning from across the full curriculum?
Intervention
Does the curriculum explicitly build in same day intervention so no child encounters new learning without prior learning secure?
Curriculum Documentation
Is there a clear long term plan in place - which units are studied by which year groups in which term?
Are units within the curriculum sequenced in an effective manner?
Do medium term plans effectively sequence small steps of learning?
Do unit designs act as sequences of learning that allow teachers to know when problem-solving and assessments should take place?
Is there an effective calculation policy that is integrated into the curriculum?
Is there an effective manipulatives policy that is integrated into the curriculum?
Does the curriculum plan to expose children to mathematical careers?
Does the curriculum plan to expose children to historical mathematicians and their legacy?
Assessment
Does the school have effective fact fluency checks for addition/subtraction and multiplication/division?
Does the school have effective end of unit assessments that act as a diagnostic tool for determining what children have and have not learnt?
Does the school have effective end of term summative assessments that find out if children can bring the different strands of the mathematics curriculum together?
Are gaps identified from assessments addressed?

# Curriculum Sequences



- 1<sup>st</sup> unit is a revisit of key Y2 content (intervention via curriculum)
- measure and statistics within other units for links
- summative assessments as a unit when reached
- focus on mental arithmetic



# Learning Sequences

## Y3 Learning Sequence

### Fractions

#### Learning Steps

##### Prior learning check & remediation/deepening of prior

Wholes, equal parts and unequal parts

Match fractions to division

Fraction notation for unit fractions

Order unit fractions by size of denominator

Find unit fractions of amounts

Find unit fractions of amounts varied practice

**PS Lesson:** unit fractions (visual problems)

Repeated addition of unit fractions to form non-unit fractions

Repeated addition of unit fractions to form a whole

Identify non-unit fractions

Order non-unit fractions with the same denominator

Order non-unit fractions with the same numerator

**PS Lesson:** non-unit fractions (rules and patterns)

Add fractions with the same denominator

Add fractions with the same denominator – varied practice & think

Subtract fractions with the same denominator

Subtract fractions with the same denominator – varied practice & think

Subtract a fraction from the whole by converting the whole into matching denominator

Subtract a fraction from the whole – varied practice & think

**PS Lesson:** non-unit fractions (open-ended)

#### Assessment

**Pause & Stretch: re-assessment & deepening as required**

- prior learning check with remediation and deepening
- precise small steps
- dedicated problem-solving lessons
- assessment followed by remediation and deepening

# Systematic Retrieval Sessions

*Retrieval is not the assessment of learning; it is learning!*

To ensure the content learnt in maths lessons is retained, all learning is built into our systematic, spaced retrieval plans.

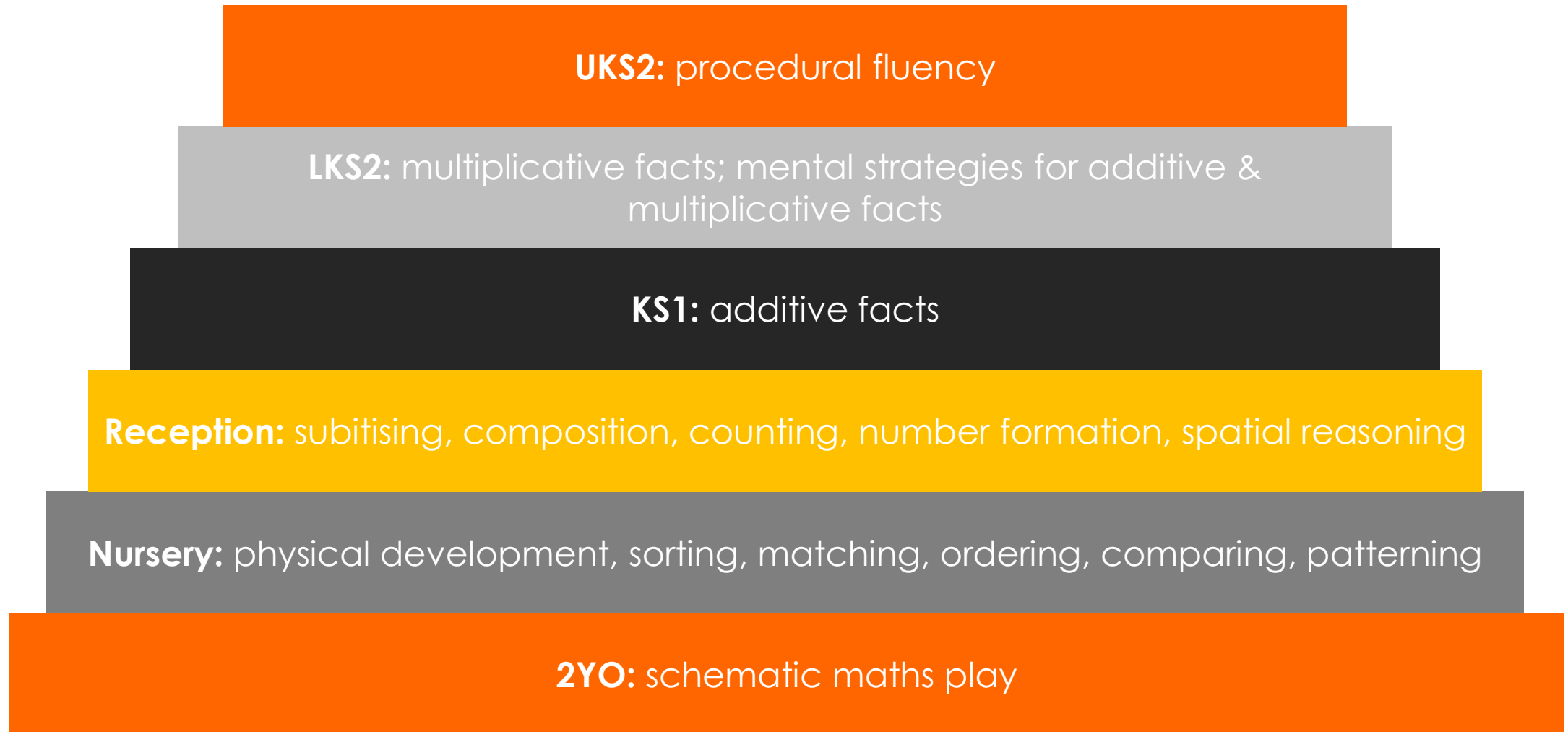
This ensures that all key knowledge is regularly retrieved and that nothing is left out.

This also means maths lessons can focus on that year group's new content.

These sessions are daily.

Week	Addition / PV	Subtraction / PV	Multiplication	Division	Fractions	GMS
1	PV: value of digits, partition, compare, order (Y3-4)		Multiplying with 1 and zero (Y2)	Dividing by 1 and itself (Y2)	Tenths – fractions & decimals (Y5)	Vertical, Horizontal, Parallel, Perpendicular (Y3-4)
2	PV: rounding (Y3-4)		Short Multiplication (Y5)	Short Division (Y5)	Hundredths – fract & decimals (Y5)	Mass & Capacity (Y3,4,5)
3	Decimal Place Value (Y5)		Moving Digits (Y3,4,5)	Moving Digits (Y3,4,5)	Multiply fractions (Y5)	2D-3D shape + symmetry (KS1+Y3-4)
4	Negative Numbers including temperature (Y3-4,5)		Scaled Facts (Y3-4)	Scaled Facts (Y3-4)	Multiply mixed numbers (Y5)	Length (Y3,4,5)
5	Mental Methods (Y3-4)	Mental Methods (Y3-4)	Multiplying with 1 and zero (Y2)	Dividing by 1 and itself (Y2)	Non-unit fractions of amounts (Y5)	2D & 3D shape + regular/ir (KS1+Y3-4)
6	Written Methods (Y3-4)	Written Methods (Y3-4)	Short Multiplication (Y5)	Short Division (Y5)	Equivalent fractions (Y5)	Pictograms & Bar/Line Charts (Y6)
7	Mental Methods inc decimals (Y5)	Mental Methods inc decimals (Y5)	Moving Digits (Y3,4,5)	Moving Digits (Y3,4,5)	Fraction-decimal basic equ (Y5)	Coordinates (Y5)
8	Written Methods inc decimals (Y5)	Written Methods inc decimals (Y5)	Scaled Facts (Y3-4)	Scaled Facts (Y3-4)	ID/compare/order unit/non-unit (Y3-4)	Pie Charts & Circles (Y6)
9	PV: value of digits, partition, compare, order (Y6)		Long Multiplication (Y6)	Short Division (Y5)	Mixed into improper & vice-versa (Y3-4)	Translations & Reflections (Y5)
10	PV: rounding (Y6)		Short Multiplication (Y5)	Short Division (Y5)	Fractions of amounts (Y5)	Reading Time (Y3-4)
11	Decimal Place Value (Y5)		Moving Digits (Y3,4,5)	Moving Digits (Y3,4,5)	Add/take fractions (Y3-4)	Angles (Y5)
12	Negative Numbers including temperature (Y3-4,5)		Scaled Facts (Y3-4)	Scaled Facts (Y3-4)	FDP Equivalence (Y5)	Area & Perimeter (Y3,4,5,6)
13	Mental Methods (Y3-4)	Mental Methods (Y3-4)	Long Multiplication (Y6)	Short Division (Y5)	Multiply fraction & WN (Y5)	Translations (Y5)
14	Written Methods (Y3-4)	Written Methods (Y3-4)	Moving Digits (Y3,4,5)	Moving Digits (Y3,4,5)	FDP Equivalence (Y5)	Volume (Y5,6)
15	Mental Methods inc decimals (Y5)	Mental Methods inc decimals (Y5)	Scaled Facts (Y3-4)	Scaled Facts (Y3-4)	Multiply mixed numbers (Y5)	Triangles (area, angles) Y6

## Firm Foundations



Each phase of our maths curriculum has a strong focus on developing firm foundations for future mathematics (above).

Each phases continues to build on the foundations from the previous phase in addition to their own foci.

Foundational maths is developed through our three-part curriculum: main curriculum, retrieval and fact fluency.

Key shape and measure foundational knowledge is developed within the main curriculum where children will learn it most effectively.

## Fact Fluency Sessions

Fact fluency – what we call *fingertip knowledge* – is what makes maths accessible for all. We know that without this children cannot access and enjoy the wider maths curriculum.

To ensure fact fluency is not a barrier for any child, we have dedicated daily fact fluency sessions that ensure children gain a deep conceptual understanding of these facts, which leads to automaticity.

These sessions are daily and last for 15 minutes in each year group.

KS1 focus on securing additive facts.  
LKS2 focus on embedding additive facts before developing multiplicative facts.

UKS2 focus on applying these facts to wider mental strategies, thus regularly retrieving the basic facts to working memory.

School has a conceptual fact fluency program

School practises for automaticity internally; heatmaps; class & individual focus for the week; keychains, posters, etc

School engages in LET fluency checks

School targets intervention based on data

In follow-Up Year, systematic retention and remediation programs

# Fact Fluency Checks

To ensure the conceptual teaching of fact fluency leads to automaticity, children complete half-termly fact fluency checks.

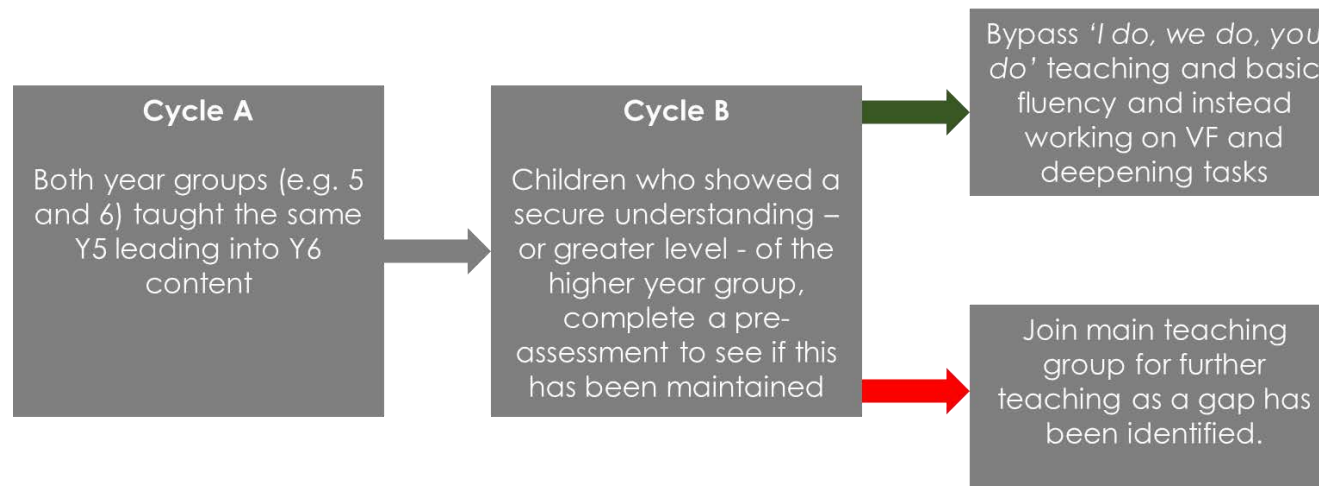
From this intervention is identified.

	Autumn 1	Autumn 2	Spring 1	Spring 2	Summer 1	Summer 2
Year 1	No Check <i>Allows time to get routines &amp; some transcription skills in place</i>	+ within/to 5 <i>This is YR content</i>	+ within/to 10 <i>Autumn content that was given time to be taught &amp; retrieved Only addition</i>	+ within/to 10 <i>Autumn content that was given time to be taught &amp; retrieved Now with subtraction</i>	+ & - within/to 10 <i>Aut &amp; Spr content that was given time to be taught &amp; retrieved</i>	+ & - within/to 10 <i>All Year 1 content (it was taught in Autumn and Spring)</i>
Year 2	+ from 10-20 <i>End of Y1 content No bridging 10</i>	+ from 10-20 <i>End of Y1 content No bridging 10</i>	+ & - from 10-20 <i>Now with bridging 10 but only addition facts for the bridging questions</i>	+ & - from 10-20 <i>Now with bridging 10 but only addition facts for the bridging questions</i>	Bridging 10 Addition <i>Full Y2 content including + &amp; - for bridging questions</i>	Bridging 10 Addition <i>Full Y2 content including + &amp; - for bridging questions</i>
Year 3	Bridging 10 Addition & Subtraction	Bridging 10 Addition & Subtraction	x2,10,5	x2,10,5	x2,10,5,3,4,8	x2,10,5,3,4,8
Year 4	TTRS soundcheck	TTRS soundcheck	TTRS soundcheck	TTRS soundcheck	TTRS soundcheck	TTRS soundcheck
Year 5	TTRS soundcheck	TTRS soundcheck	mixed +/-/x/÷	mixed +/-/x/÷	mixed +/-/x/÷	mixed +/-/x/÷

# Mixed-Age Classes

Our approach to mixed-age planning:

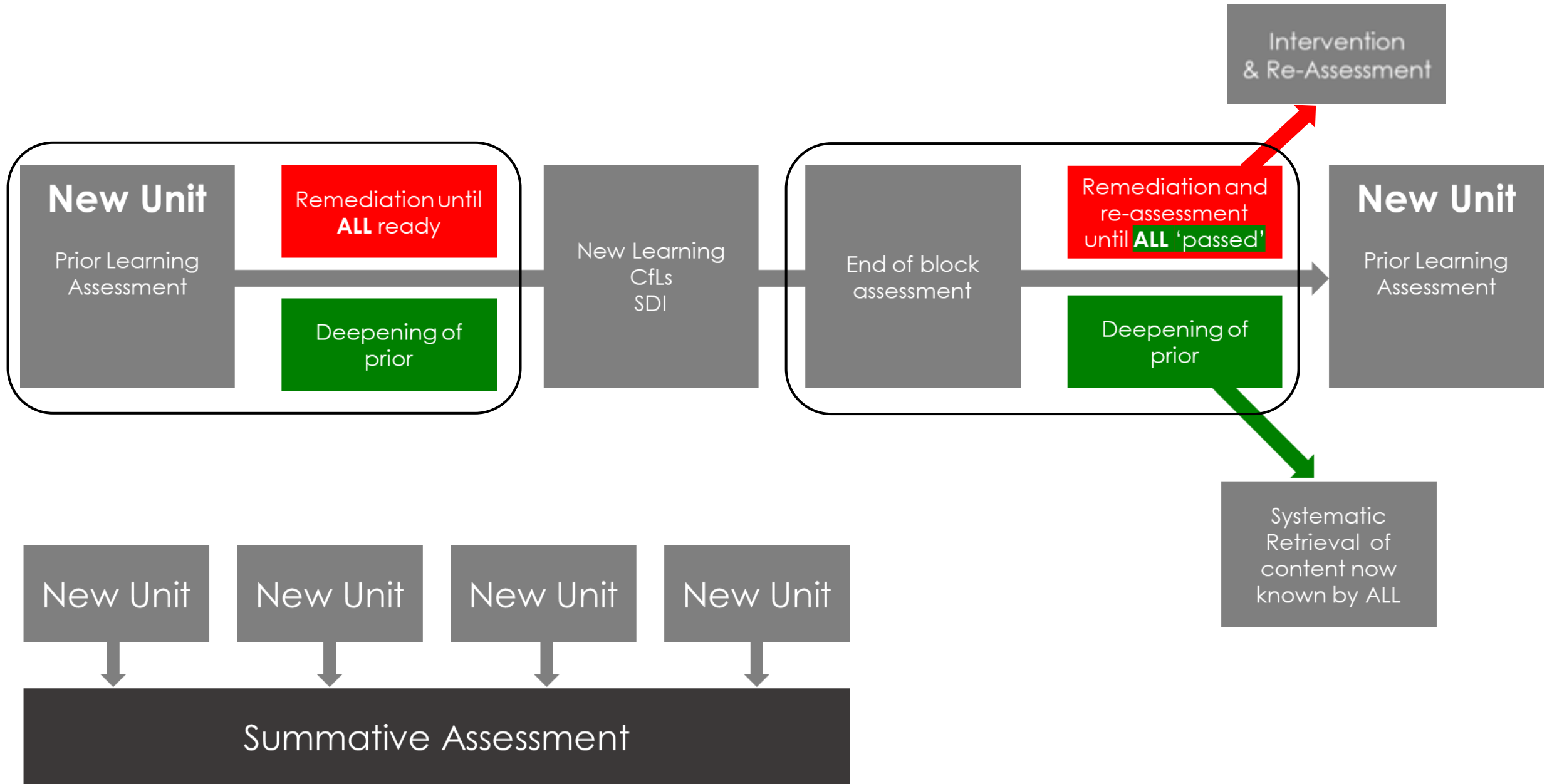
- Only one input which moves from the lower year group content to the higher – for all.
- Year A and Year B cycle to allow for longer units to cover key skills from both year groups – where necessary.
- Anchor units of place value, addition & subtraction, multiplication & division and fractions are in both Year A and Year B.
- Other units are spaced over Year A and Year B with only one input which moves from the lower year group content to the higher – for all.
- In the second cycle, children who showed greater depth in the first cycle for anchor units, will complete a pre-assessment to identify if this level of understanding has been maintained.
- If it has, they will bypass teacher input and basic fluency (our everyone on the bus task), and instead independently – or in a collaborative group – work on varied fluency and rich, sophisticated reasoning tasks.
- If the pre-assessment reveals they have not maintained the earlier level of understanding, they will join the main teaching to reinforce their earlier learning.



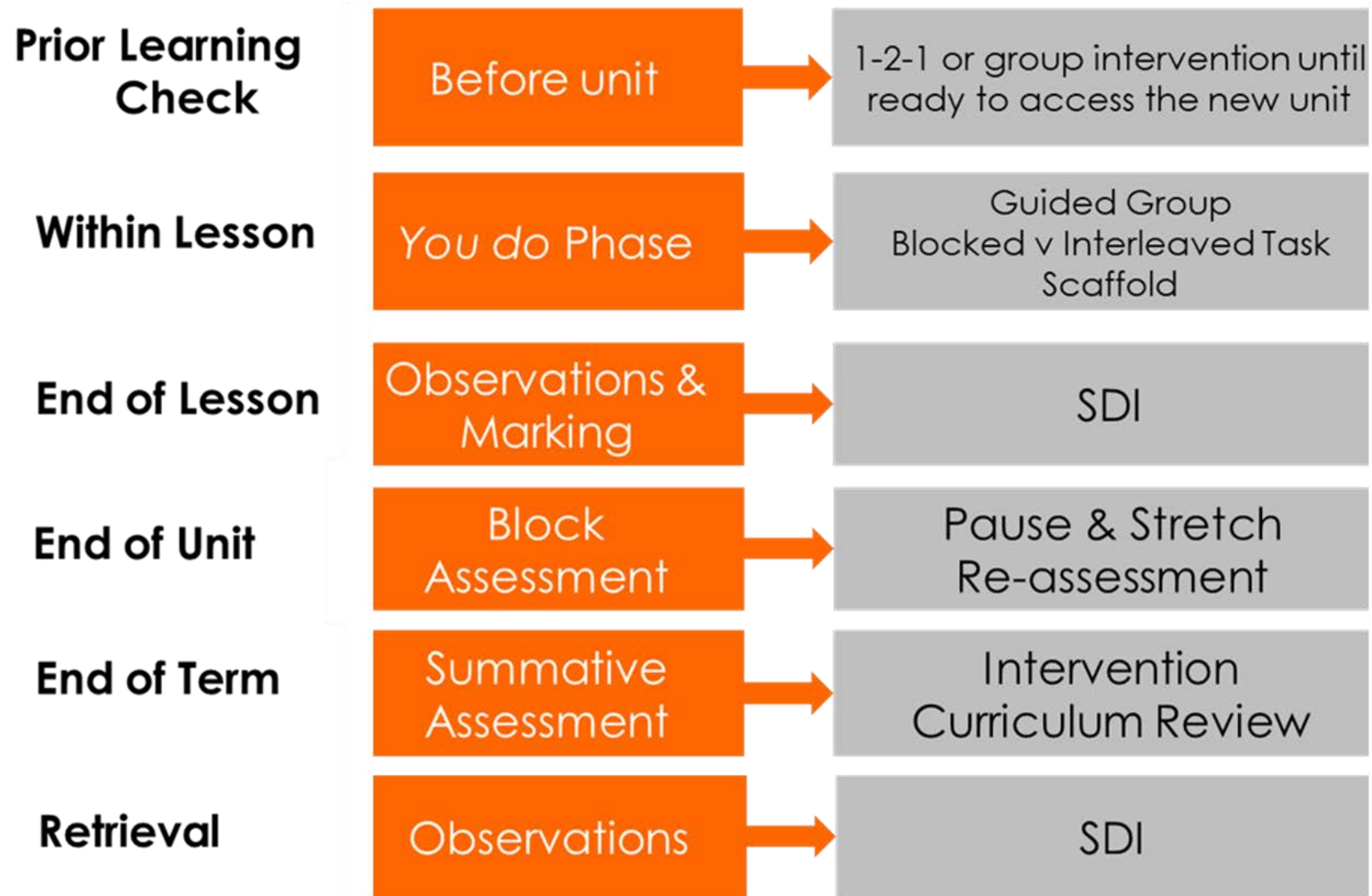
# Assessment



# Assessment Model



# Layers of Assessment



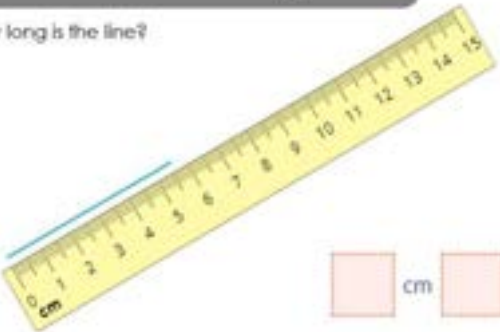
# Prior Learning Checks

**Lingfield** Prior Learning Assessment

Y4 Perimeter (Y3 content)


All questions need to be correctly understood by all children before this unit can start.

1 How long is the line?




cm  mm

2 Complete the bar model.



392 cm =  m and  cm

3 How long is the lollipop?



cm

4 Put these measurement in order starting with the shortest.

2 m    87 cm    3 cm


shortest

**Lingfield** Prior Learning Assessment 2

Y4 Perimeter (Y3 content)


All questions need to be correctly understood by all children before this unit can start.

1 How long is the line?




cm  mm

2 Complete the bar model.



3 How long is the lollipop?



cm

4 Put these measurement in order starting with the shortest.

17mm    17cm    1 cm    170 cm

shortest


- Allows teachers to identify if children have the pre-requisite knowledge from the prior year group's learning to tackle the new content.
- Before starting the new unit, intervention is carried out so all children are ready to move on.
- Those with no gaps complete deepening activities, while other children complete remediation.

# Within Lesson Assessment

Find the fraction of the amount

$\frac{1}{4}$  of 24

You do



Observe > Form Your Guided Group > Block or Interleaved

1. 

30				
6	6	6	6	6

  
 $\frac{1}{5}$  of 30 = \_\_\_

2. 

24		
8	8	8

  
 $\frac{1}{3}$  of 24 = \_\_\_

3. 

28			

  
 $\frac{1}{4}$  of 28 = \_\_\_

$\frac{1}{3}$  of 12  
 $\frac{1}{3}$  of 24  
 $\frac{2}{5} + \frac{2}{5}$   
 \_\_\_ =  $\frac{1}{4}$  of 16  
 \_\_\_ =  $\frac{1}{8}$  of 16  
 \_\_\_ =  $\frac{6}{7} - \frac{5}{7}$   
 \_\_\_ =  $\frac{1}{8}$  of 80  
 $\frac{7}{10} + \frac{3}{10}$   
 $\frac{1}{6}$  of 42 =  
 \_\_\_ =  $\frac{4}{5} = \frac{4}{5}$

**Basic Fluency**  
Interleaved

1. 

30				
6	6	6	6	6

  
 $\frac{1}{5}$  of 30 = \_\_\_

2. 

24		
8	8	8

  
 $\frac{1}{3}$  of 24 = \_\_\_

3. 

28			

  
 $\frac{1}{4}$  of 28 = \_\_\_

$\frac{1}{3}$  of 12  
 $\frac{1}{3}$  of 24  
 \_\_\_ =  $\frac{1}{4}$  of 16  
 \_\_\_ =  $\frac{1}{8}$  of 16  
 \_\_\_ =  $\frac{1}{8}$  of 80  
 $\frac{1}{6}$  of 42 =

**Basic Fluency**  
Blocked

- After the teaching and modelling process, a 'you do' check for understanding question - completed independently and matching the full difficulty of the first task – is used to signpost which children will work on the interleaved task, and which will work on the blocked task (with support where required).
- It also signposts which children will form the focus group (if any).
- This ensures more confident mathematicians are stretched even in their basic fluency.

# End of Lesson Assessment

Marking informs **same day intervention** meaning that no children start the next lesson confused.

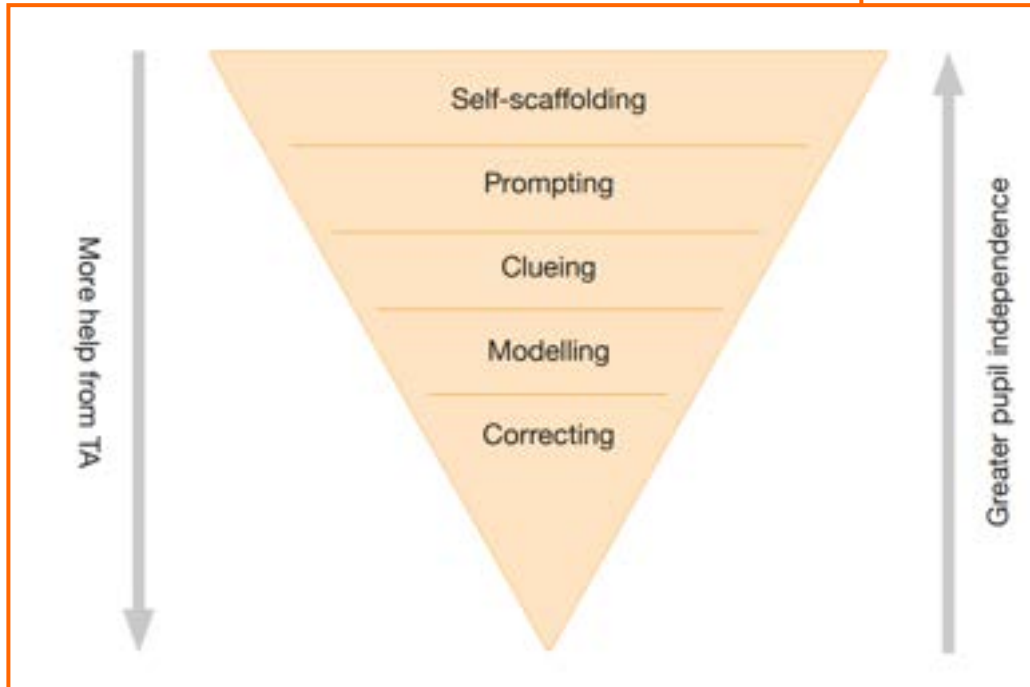
Misconceptions matter but don't signpost everything as a misconception!

$$\begin{array}{r} 4 \quad 2 \quad 5 \quad 7 \\ - 3 \quad 1 \quad 5 \quad 4 \\ \hline 7 \quad 1 \quad 0 \quad 3 \end{array} \quad \times$$

You get maths all wrong!

Draw children's attention to  $\frac{3}{4}$  correct and only  $\frac{1}{4}$  not.

$$\begin{array}{r} 4 \quad 2 \quad 5 \quad 7 \\ - 3 \quad 1 \quad 5 \quad 4 \\ \hline 7 \quad 1 \quad 0 \quad 3 \end{array}$$



- SDI that fosters independence.
- Not just correcting but intervention to secure understanding before the next new learning.

# End of Unit Assessments

**Lingfield** End of Block Assessment  
 Y4 Place Value  
 W1: 1-3  
 O1: 4-6  
 G1: 7-8 (including 8)

1 What number is shown in the place value grid?

Thousands	Hundreds	Tens	Ones
● ● ●			● ● ●

2 What is the value of the underlined digit? Use the part-whole model to help if you want.

4309

3 Complete the number sentence.  
 100 less than 2,164 is

4 Circle the numbers that round to 300 to the nearest 100.  
 359    279    271    341

**Lingfield** End of Block Assessment  
 Y4 Place Value  
 W1: 1-3  
 O1: 4-6  
 G1: 7-8 (including 8)

5 Who travels the second furthest?

Tommy 3,000 m	Jack 270 m
Ben 3,000 m	Whimmy 4,000 m

6 Which is the odd one out?  
 • 3,500  
 • 3,500 ones  
 • 2 thousands and 15 hundreds  
 • 35 tens  
 Explain how you know.

7 What is the total of the rounded answers?  
 Round 54 to the nearest 10.  
 Round 449 to the nearest 100.  
 Round 5500 to the nearest 1000.

8 Lisa uses all of these cards once each. What is the second smallest number that she can make?

8    4    6    1

- Allows teachers to identify what children have and have not learnt.
- GDS question to signpost confident mathematicians for 'stretch' lessons decided per unit.
- Informs intervention and 'pause' lessons for those needing further consolidation.
- Allows maths leads to evaluate the effectiveness of the curriculum.
- Includes reasoned response and problem-solving.

# Summative Assessments

The image shows the cover and the first page of a mathematics assessment. The cover features the Lingfield Education Trust logo at the top right, a grey bar with 'Spring Progress Check' in white, and an orange bar with 'Year 4' in white. Below this, the title 'Mathematics' is in bold, followed by 'Paper 1: arithmetic'. A registration table is on the left, and the first page of the assessment is on the right. The page has a grid background and contains question 1:  $5609 + 1000 =$  with a box for the answer and '1 mark' below it. Question 2:  $\underline{\quad} = 6072 - 100$  with a box for the answer and '1 mark' below it.

Lingfield  
Education Trust

Spring Progress Check

Year 4

**Mathematics**

Paper 1: arithmetic

First Name	
Last Name	
Date of Birth	
Year Group	
Teacher	

1  $5609 + 1000 =$   1 mark

2  $\underline{\quad} = 6072 - 100$   1 mark

Page 1

The image shows the cover and the first page of a mathematics assessment. The cover features the Lingfield Education Trust logo at the top right, a grey bar with 'Spring Progress Check' in white, and an orange bar with 'Year 4' in white. Below this, the title 'Mathematics' is in bold, followed by 'Paper 2: reasoning'. A registration table is on the left, and the first page of the assessment is on the right. The page has a grid background and contains question 1: a reasoning diagram with a central circle 'M' (Money) connected to two other circles 'S' (Savings) and an empty circle, with '1 mark' below it. Question 2: 'Complete the number line A.' with a number line from 0 to 1 and a downward arrow pointing to the 5th tick mark, with '1 mark' below it.

Lingfield  
Education Trust

Spring Progress Check

Year 4

**Mathematics**

Paper 2: reasoning

First Name	
Last Name	
Date of Birth	
Year Group	
Teacher	

1 1 mark

2 Complete the number line A. 1 mark

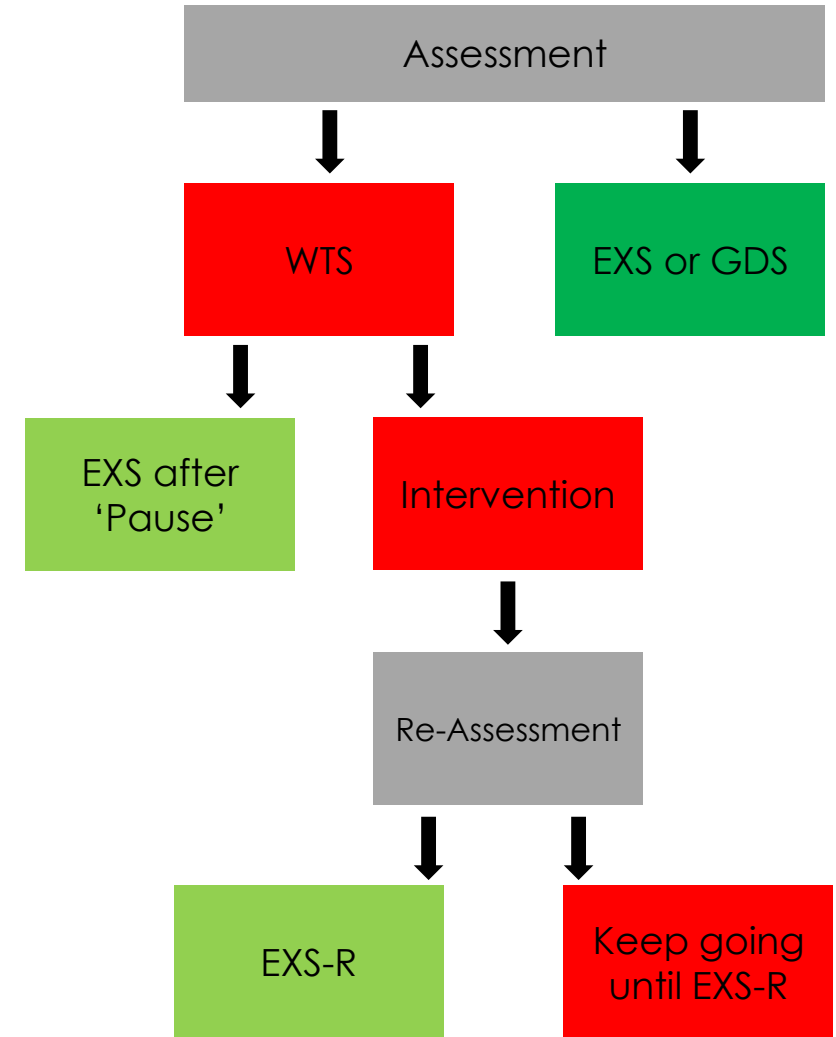
Page 1

- Allow teachers to find out if children: can work on different maths concepts at the same time; can link their maths learning together and solve multi-step and multi-domain problems.
- Allows maths leads to evaluate the effectiveness of the curriculum.
- **Taken when children are ready; when the content has been taught.**

# Tracking & EXS-R

Fact Fluency Checks						Summative			AFL			End of Block Assessments							Current Grade	
Autumn 1	Autumn 2	Spring 1	Spring 2	Summer 1	Summer 2	Summative Assessment 1 Raw Score	Summative Assessment 2 Raw Score	Summative Assessment 3 Raw Score	Autumn Term AFL Books, CFLs, Retrieval	Spring Term AFL Books, CFLs, Retrieval	Summer Term AFL books, CFLs, Retrieval	Place value	Addition & Subtraction	Statistics	Introduction to Multiplication	Introduction to Division	Money	Measures		Spatial Reasoning
16	16	20	19	20	20	21	20	22	GDS	GDS	GDS	GDS	EXS-R	EXS	EXS	GDS	EXS	EXS	GDS	GDS
20	17	20	19	19	18	19	22	24	EXS	EXS	GDS	EXS	EXS-R	EXS	EXS	EXS	EXS	GDS	EXS	EXS
14	12	14	19	18	15	18	17	19	EXS	EXS	EXS	EXS	WTS	GDS	EXS	EXS-R	EXS	EXS	EXS	EXS
6	6	12	14	7	7	7	4	4	WTS	WTS	WTS	EXS-R	WTS	WTS	EXS	EXS	WTS	EXS	WTS	WTS
17	19		18	20	20	16	22	19	EXS	EXS	EXS	EXS	EXS-R	EXS	EXS	EXS	EXS	EXS	EXS	EXS
3	3		5	9	10	2	5	5	WTS	WTS	WTS	EXS-R	EXS-R	EXS	EXS	WTS	EXS-R	WTS	WTS	WTS
10	14	16	14	19	20	9	15	7	WTS	WTS	EXS	EXS	EXS-R	EXS	EXS	EXS		EXS-R	EXS	WTS
12	8	11	12	14	11	11	14	9	EXS	EXS	EXS	EXS	EXS-R	EXS	EXS	EXS-R	EXS-R	EXS	EXS	EXS
18	19	19	20	20	20	13	22	20	GDS	GDS	GDS	EXS	EXS-R	GDS	EXS	GDS	EXS	GDS	GDS	GDS
20	20	20	20	20	19	24	24	24	GDS	GDS	GDS	GDS	GDS	GDS	GDS	GDS	EXS	GDS	GDS	GDS
15	16	15	13	14	15	21	20	19	EXS	EXS	EXS	EXS	WTS	EXS	EXS	GDS	EXS-R	EXS	EXS	EXS
20	20	20	20	20	19	25	21	20	GDS	GDS	GDS	EXS	EXS-R	GDS	EXS		GDS	EXS	GDS	GDS
14	14	9	11	17	15	12	15	14	WTS	EXS	EXS	EXS	EXS-R	EXS	EXS	EXS	EXS-R	EXS	EXS	EXS
9	5	4	8	5	14	8	16	4	WTS	WTS	WTS	EXS	WTS	EXS	EXS	EXS	EXS-R	EXS-R	WTS	WTS
20	15	18	19	17	17	14	20	17	EXS	EXS	EXS	EXS	EXS-R	EXS	EXS	EXS-R	EXS-R	EXS	EXS	EXS
	11	8	9	16	20	9	20	15	EXS	EXS	EXS		EXS-R	EXS-R	EXS	EXS-R	EXS	GDS	EXS	EXS
3	10	13	11	18	15	7	14	16	WTS	EXS	WTS	EXS	EXS-R	EXS	EXS	EXS	EXS	EXS	EXS	EXS
8	10		10	11	12	6	14	12	WTS	WTS	WTS	WTS	WTS			EXS	WTS	WTS	EXS	EXS
17	17	17	19	18	20	12	21	23	EXS	EXS	GDS	EXS	EXS-R	EXS	EXS	EXS	EXS	GDS	EXS	EXS
16	20	17	20	20	19	19	17	19	EXS	EXS	EXS	EXS	EXS-R	EXS	EXS	EXS	EXS	EXS	EXS-R	EXS
16	15	18	15	14	20	18	15	22	EXS	EXS	EXS	EXS	EXS-R	EXS		EXS	EXS	EXS	EXS	EXS
20	20	19	20		20	18	23	24	GDS	GDS	GDS	GDS	EXS	GDS	EXS	GDS		GDS	EXS	GDS
20	20	19	20	19	19	20	20	21	GDS	GDS	GDS	EXS	EXS	EXS	EXS	EXS	GDS	GDS	EXS	EXS
11	17		16	18	16	18	16	15	EXS	EXS	EXS	EXS	EXS-R	EXS	EXS	EXS	EXS	EXS-R	EXS	EXS
19	20	20	20	20	19	23	23	21	GDS	GDS	GDS	EXS	EXS-R	EXS	EXS	EXS	EXS	EXS	EXS	EXS
20	20	20	20	17	17	22	24	24	GDS	GDS	GDS	EXS	EXS-R	EXS	EXS	EXS	GDS	GDS	GDS	GDS
19	16	16	19	19	20	18	17	19	EXS	EXS	EXS	GDS	EXS-R	GDS	GDS	EXS	EXS	EXS	EXS	EXS
19	17	17	19	20	18	17	21	20	EXS	EXS	EXS	EXS	EXS	EXS	EXS	EXS	EXS	EXS	GDS	EXS
7	9	10	12	20	19	11	11	14	WTS	WTS	WTS	WTS	EXS	EXS	WTS	EXS-R	EXS	EXS-R	EXS	WTS
19	20	20	19	19	20	21	21	20	GDS	GDS	GDS	EXS	EXS	EXS	GDS	EXS	EXS	GDS	EXS	EXS

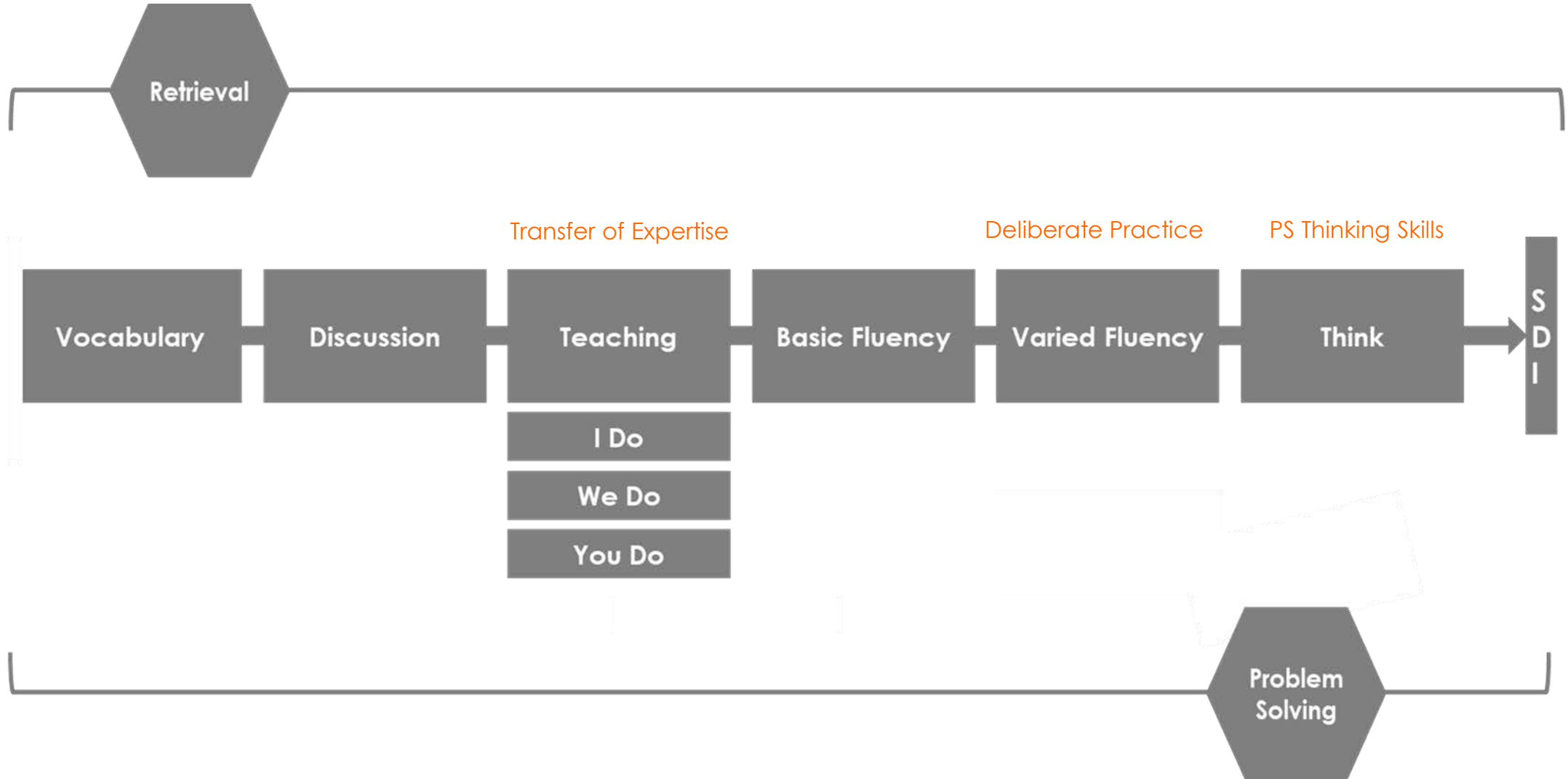
WTS cannot be an endpoint!



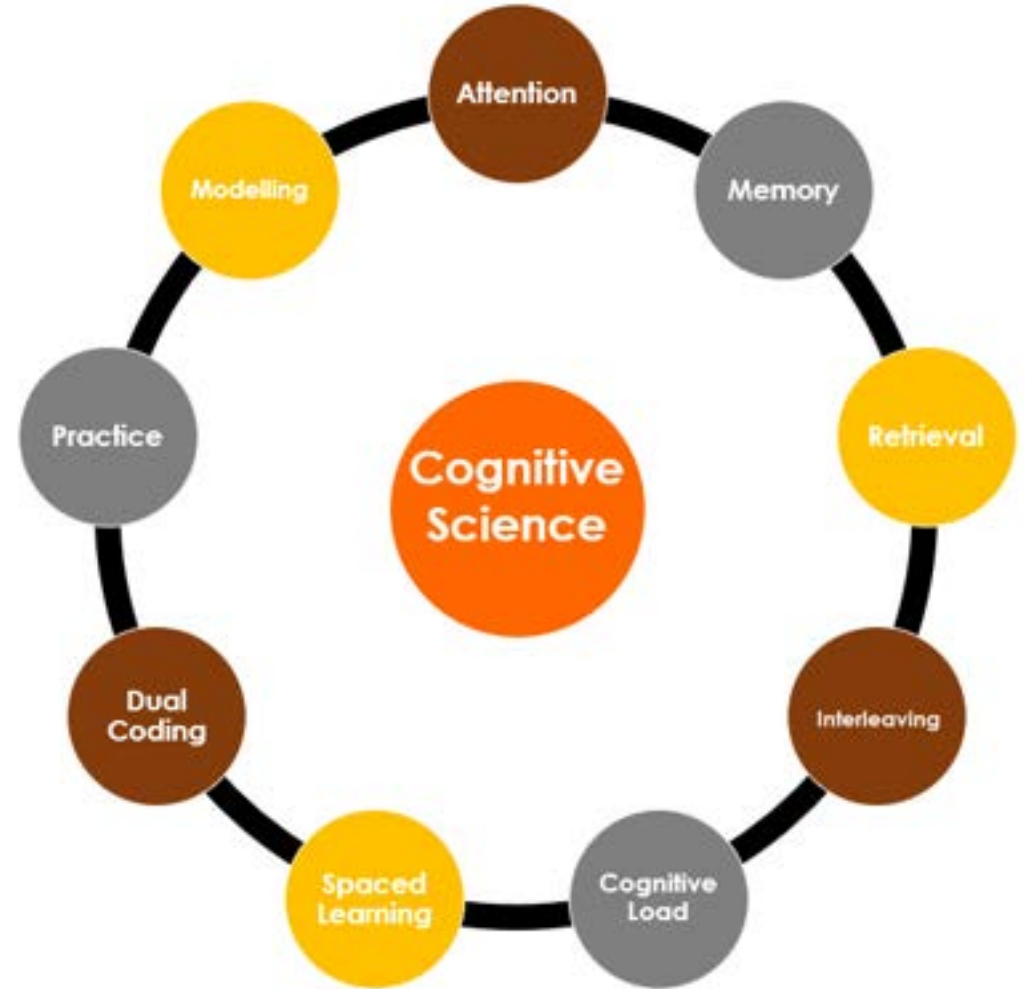
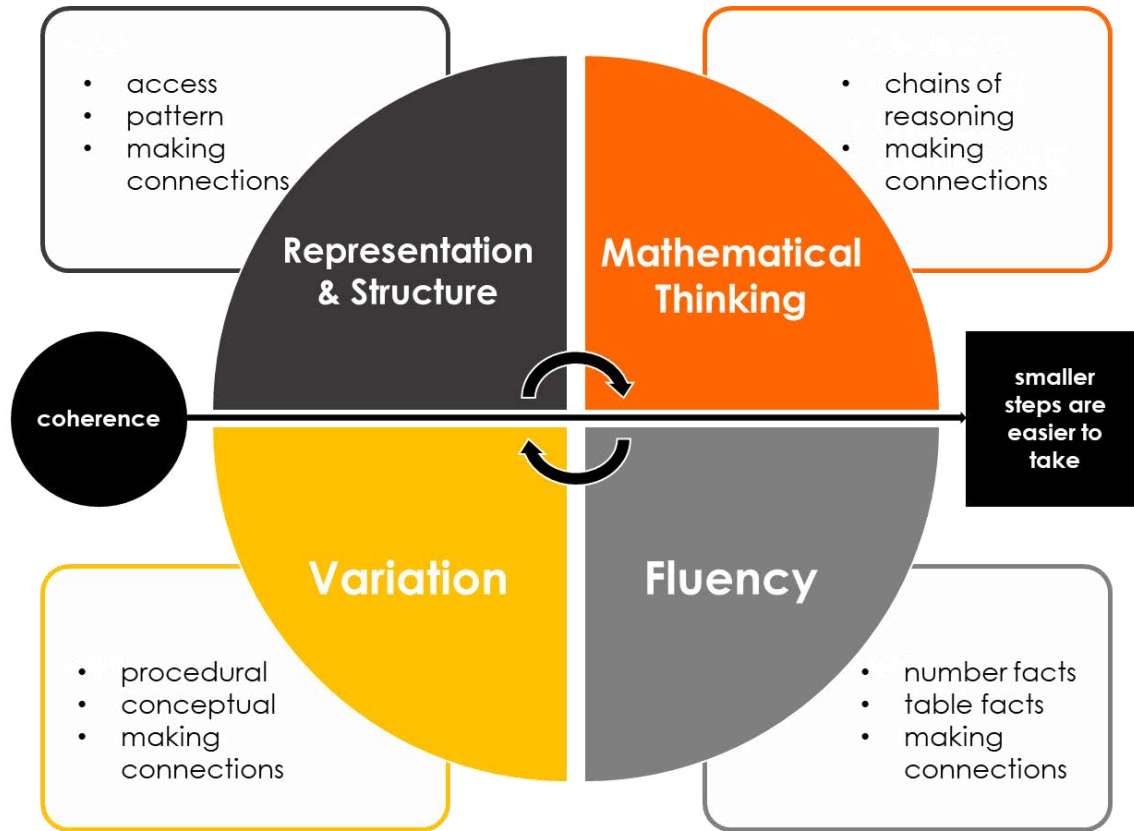
# Pedagogy



# Our lesson delivery model (LDM) that brings **all the following** pedagogies together...



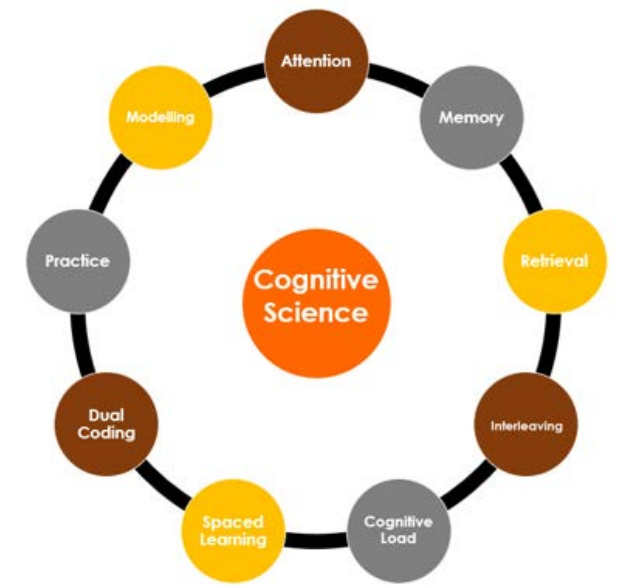
# A fusion of the best of the mastery & cognitive science approaches



# Cognitive Load Theory

Cognitive Load Theory is central to our curriculum and lesson design: we know that for our cultural belief - **all our children can be mathematicians** - to be a lived reality requires that their working memory is not overloaded. Our approach to maths addresses this in several ways:

- Extraneous visual and auditory stimuli are removed where at all possible, for example lesson slides and tasks have only what is required on them and teachers say just what is needed.
- The curriculum is built around small steps.
- Our lesson delivery model (LDM) ensures children are taught key vocabulary and fact fluency before it becomes a barrier in the lesson.
- The LDM is built around a robust *I do, We do, You do* model so children are instructed in small steps.
- Varied fluency and variations are built in once the core concept has been secured using our chosen accessible representations and procedures.
- We never want fact fluency to be a barrier to wider maths competence and therefore we have daily, dedicated fluency sessions for all year groups.
- Likewise, we never want a lack of time to rush fluency or prevent problem-solving, therefore we have dedicated problem-solving lessons to ensure all children can be taught problem-solving, practise problem-solving and independently solve problems – once fluency in an area has been secured.



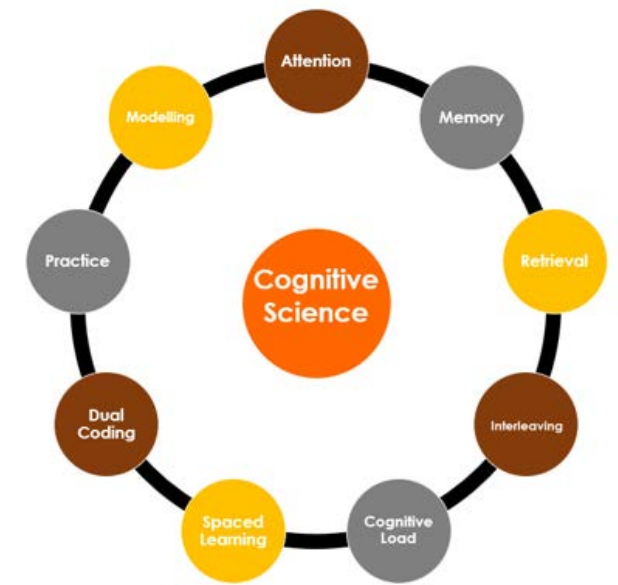
# Interleaving & Method Selection

To ensure our children are presented with the optimal amount of desirable difficulties our basic fluency tasks are designed with the principles of interleaving and method selection in mind.

As children regularly have to come off the lesson content question and attend to some interleaved content, they are constantly having to 'reload memories' of the lesson input – they can't just drop into routine.

For children, who may need further scaffold with the lesson content, we use our *You Do* lesson component to decide which children work on the 'interleaved' task and which work on the 'blocked' task until secure.

Based on research, interleaving is only used in KS2.



## Basic Fluency: long multiplication

- a)  $1111 \times 11 =$
- b)  $\_\_ = 2222 \times 22$
- c)  $3233 \times 23 =$
- d)  $\_\_ = 2233 \times 32$
- e)  $\_\_ = 3234 \times 34$
- f)  $\_\_ = 6806 \times 42$
- g)  $\_\_ = 8786 \times 67$
- h)  $9039 \times 42 =$
- i)  $5678 \times 49 =$

## Basic Fluency: long multiplication

- a)  $1111 \times 11 =$
- b)  $\_\_ = 2222 \times 22$
- c)  $9 \times 4 =$
- d)  $3233 \times 23 =$
- e)  $\_\_ = 2233 \times 32$
- f)  $43 \times 8 =$
- g)  $4315 \times 6 =$
- h)  $40 \times 80 =$
- i)  $\_\_ = 3234 \times 34$
- j)  $\_\_ = 6806 \times 42$
- k)  $3451 \times 10 =$
- l)  $\_\_ = 8786 \times 67$
- m)  $9039 \times 42 =$
- n)  $45.2 \times 20 =$
- o)  $\frac{2}{5} \times 4 =$
- p)  $5678 \times 49$

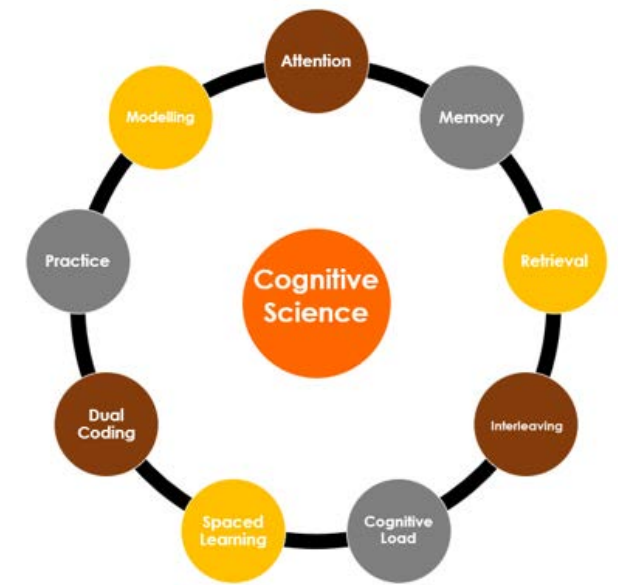
## Basic Fluency: long multiplication

- a)  $1111 \times 11 =$
- b)  $\_\_ = 2222 \times 22$
- c) A rhombus has  $\_\_$  right angles
- d)  $3233 \times 23 =$
- e)  $\_\_ = 2233 \times 32$
- f)  $4307\text{m} = \_\_ \text{km}$
- g)  $4315 \times 6 =$
- h)  $3.52\text{pm}$  in 24hr time =  $\_\_$
- i)  $\_\_ = 3234 \times 34$
- j)  $\_\_ = 6806 \times 42$
- k) A rectangle measure 24m by 6m what is its perimeter?
- l)  $\_\_ = 8786 \times 67$
- m)  $9039 \times 42 =$
- n)  $\_\_ = 456.2 + 3.986$
- o)  $\frac{2}{5} \times 4 =$
- p)  $5678 \times 49$

# Spaced, **Systematic** Retrieval Practice

## Spaced Retrieval

Year 4: **Autumn**



Week	Addition / PV	Subtraction / PV	Multiplication	Division	Fractions	GMS
1	PV: value of digits, partition, compare, order		Multiplying with 1 and zero	Dividing by 1 and itself	1/2 of shape and amount	Patterns
2	Mental Methods	Mental Methods	Equal Groups & Repeated +	Division by group & share	1/4 of shape and amount	2D Shape
3	Written Methods	Written Methods	Table Facts	Table Facts	3/4 of shape and amount	3D Shape
4	Inverse Checks	Approximation Checks	Scaled Table Facts	Scaled Table Facts	Unit fractions	Position & Direction
5	Missing Number	Balance Number Equations	Mental Methods	Mental Methods	Non-unit fractions	Length
6	PV: value of digits, partition, compare, order	PV: rounding	Written Methods	Written Methods	equivalence	Mass & Capacity
7	Mental Methods	Mental Methods	Missing Number	Missing Number	Add/take fractions	Money
8	Written Methods	Written Methods	Balance Equations	Balance Equations	Fractions of amounts	Time
9	Inverse Checks	Approximation Checks	Multiplying with 1 and zero	Dividing by 1 and itself	1/2 of shape and amount	Statistics
10	Missing Number	Balance Number Equations	Equal Groups & Repeated +	Division by group & share	1/4 of shape and amount	Pattern & 2D/3D Shape
11	PV: value of digits, partition, compare, order	PV: rounding	Table Facts	Table Facts	3/4 of shape and amount	Position & Direction
12	Mental Methods	Mental Methods	Scaled Table Facts	Scaled Table Facts	Unit fractions	Length
13	Written Methods	Written Methods	Mental Methods	Mental Methods	Non-unit fractions	Mass & Capacity
14	Inverse Checks	Approximation Checks	Written Methods	Written Methods	equivalence	Time
15	Missing Number	Balance Number Equations	Missing Number (inc balance equations)	Missing Number (inc balance equations)	Add/take fractions	Money



# Direct Instruction & Enquiry

**Direct instruction** using an *I do, We do, You do* model lies at the heart of our system of the transfer of expertise.

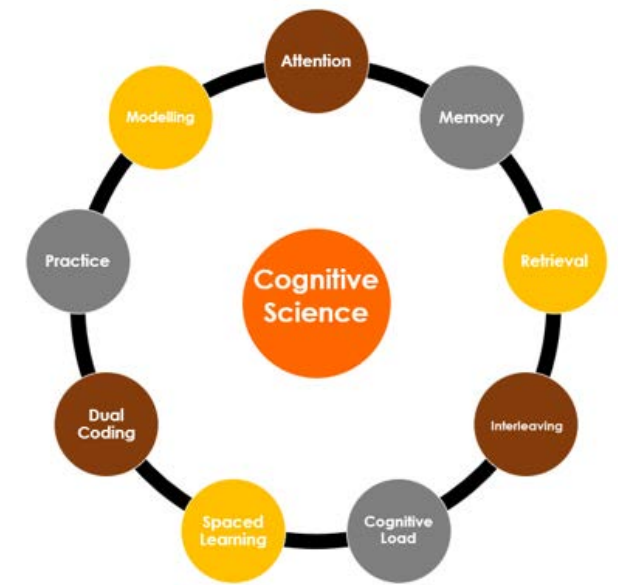
New content is delivered through direct modelling in the *I do* phase.

Further expertise is then transferred through the *We do* phase, where teachers and children work together in a **faded scaffolding** way on a concept or skills. Rich reasoning questions lie at the heart of this teacher-child phase.

Following this children work collaboratively on the learning with guidelines and roles so that both participants are active learners.

To ensure that staff know whether their teaching has been received by all, or which children may need further support in a guided-group, the *You do* phase is completed before children work independently. We want them to practice and encode success not misconceptions. This is our check.

Based on research we have a discussion component early on in our lesson deliver model (LDM) that allows children to **enquire** and discover – through a clever prompt - what the new learning for the day is and why it is important – we find that children alighting on this themselves is effective at engaging all learners as they have found their own purpose – something they do not yet know.



*I do*

**We do**

**You do**

# Our Mastery Approach To Maths

## Coherence

- The precise ordering of content in our curriculum, acts as scaffolding for our children in itself.

## Fluency

- Fact fluency is developed within maths lessons but also within additional, daily fluency sessions. In these sessions, a deep conceptual understanding is developed using a range of manipulatives and visual representations. To ensure this leads to automaticity, daily automaticity practice is built into maths lessons and automatic recall is assessed every half-term.
- To ensure our children are truly fluent, our maths lessons are structured in a way that children have to apply their fluency to a range of variations and varied fluency prompts.

## Variation

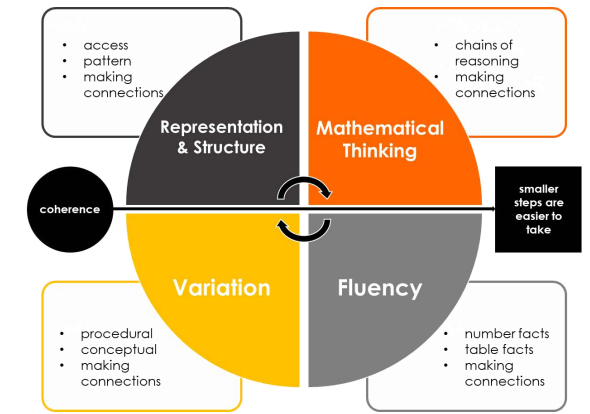
- To ensure too much variation early on does not lead to cognitive overload, our lessons are structured in a way that children work on what we decide is the most accessible representation/procedure to initially learn a concept/skill. Immediately after this, children work on a range of variations to strengthen their understanding. This initial 'basic fluency' phase tightly matches the direct instruction and working wall scaffold. The 'varied fluency' phase also allows us to pair this new learning with other areas of maths to build connections, for example comparison questions presented on a bar chart.

## Representation & Structure

- Concrete resources are used to introduce new concepts in each year group of school, as they help children expose the structure of maths, for example our children use a tens frame to see how  $7 + 4$  can be represented as  $7 + 3$  to make a new ten leaving the 1 as a bit for ten and a bit as 11. When manipulatives are first introduced, specific lessons are planned to teach how to actually use the, before they are paired with mathematical content. We also know that for each piece of learning 'concreteness fading' needs to be applied so children can ultimately work without scaffold.

## Mathematical Thinking

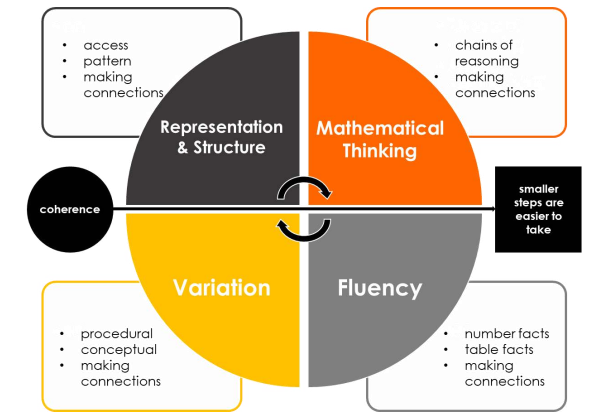
- We view reasoning as 'reasoning throughout' not as an end of lesson task. Children are asked to reason throughout maths lessons, including how new learning links to old, reasoning with the precise mathematical vocabulary taught and about how to tackle problems. To ensure all children are taught how to be problem-solvers, practice being problem-solvers and acts as independent problem-solvers, we have dedicated problem-solving lessons when a concept/skill has been secured.



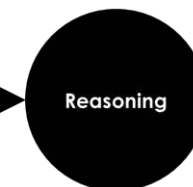
# Systematic Teaching of Reasoning

To ensure that our children are proficient in reasoning about mathematics, we have a rigorous, systematic approach:

- Precise mathematical vocabulary is directly taught, practised and applied
- Reasoning is used through lessons using 'think-pair-share' structures
- Every lesson includes a 'think' dong nao jin task based on the prompts below. These help children to develop their problem-solving-thinking skills so they can apply them to a wide range of routine and non-routine problems.



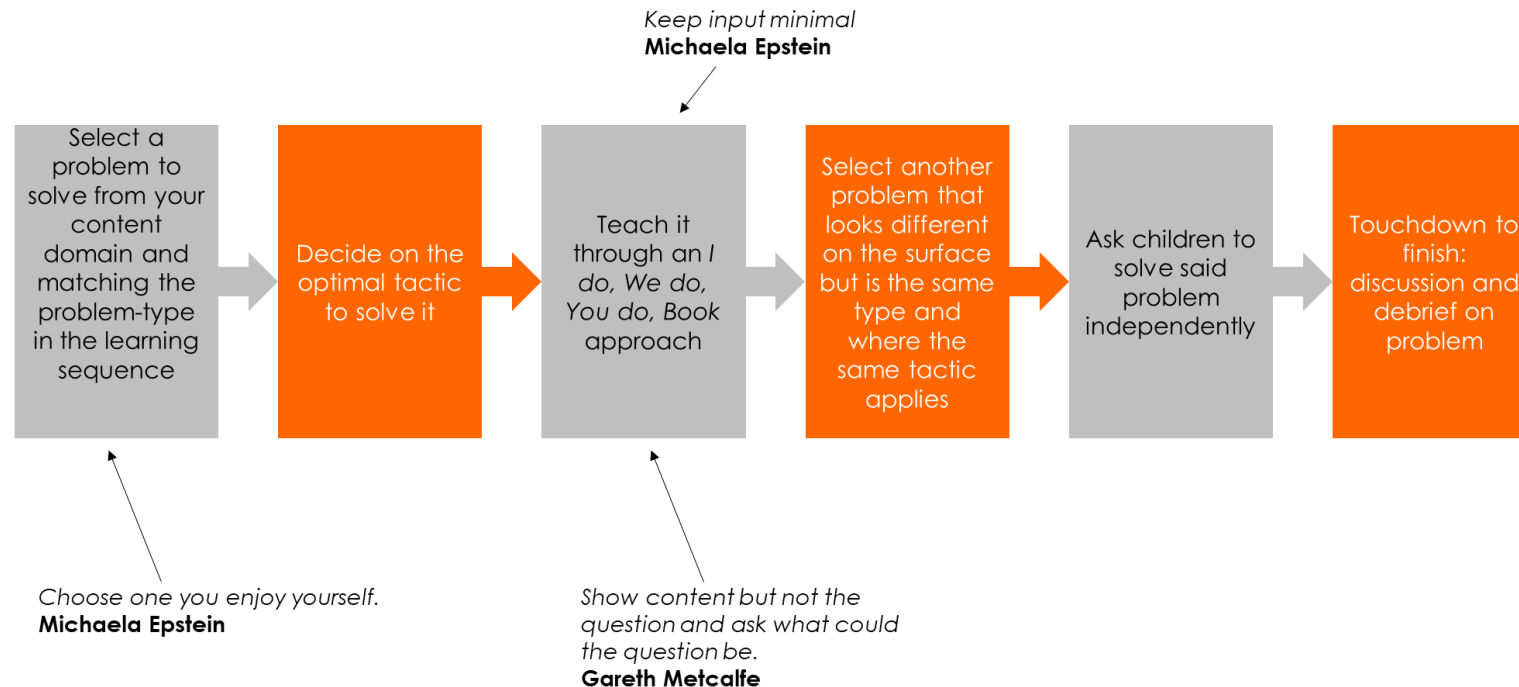
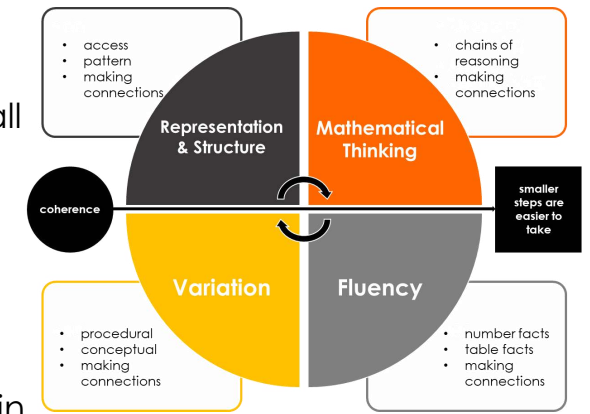
Describing	Explaining	Justifying & Proving	Improving
<ul style="list-style-type: none"> <li>• What do you notice?</li> <li>• What's the same; what's different?</li> <li>• Why is this question harder than that one?</li> </ul>	<ul style="list-style-type: none"> <li>• Odd one out?</li> <li>• Always, sometimes, never?</li> <li>• Explain how to...</li> <li>• What went wrong?</li> </ul>	<ul style="list-style-type: none"> <li>• True or false?</li> <li>• Prove they are right/wrong</li> <li>• Convince me that</li> <li>• Does that rule always hold true?</li> </ul>	<ul style="list-style-type: none"> <li>• Improve given explanation</li> <li>• Improve peers explanation</li> </ul>



Our key reasoning prompts are used to frame discussions in other subjects too. The rationale is that as our children develop comfort and competency with the reasoning sentence frames in other contexts, when they are asked them apply them to novel maths ideas, they only have to use working memory on the maths.

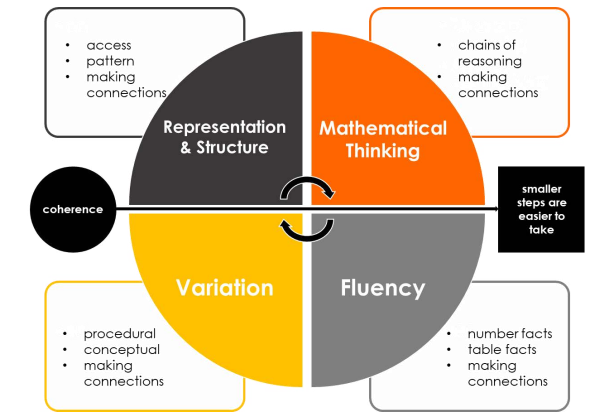
# Direct Teaching of Problem-Solving

- All children are taught a full range of problem-solving skills; all are exposed to a range of problem-types; all practice a range of skills; and all independently apply learnt skills.
- Problem-solving is taught when underlying content is secure.
- We have a specific LDM for our dedicated problem-solving lessons that ensures it is a problem-solving approach for all.
- Problem types are built into learning sequences to ensure children are systematically taught each skill, each year.
- Based on National Curriculum guidance, KS1 children do less problem-solving. Year 1 are introduced to it in Spring and then just one lesson per block is planned for in KS1 to ensure fluency takes precedent.
- As children progress through school, they are exposed to a wider range of problem types linked to units of work.
- Alongside this, each year group has one half-termly generic problem-solving skills lessons with the aim being that these skills can then be further applied in content-based problem-solving lessons.



# Direct Teaching of Problem-Solving

Open-ended problems	Real-life word problems	Working backwards	More than one possibility
Problems with multiple steps	All possibilities	Problems with multiple domain content	Investigations
Spotting patterns and rules	Visual Problems	Logic	As a general rule of thumb, a numerical value or values will be the desired outcome.



## Problem-Solving Skills

The underlying problem-solving skills to teach are:

- **Term 1:** Trial and Improvement... Resilience
- **Term 2:** Systematic approach
- **Term 3:** Working collaboratively
- **Term 4:** Finding starting points
- **Term 5:** Visualising
- **Term 6:** Conjecturing & Generalising
- **Underlying Skill:** organising workings (all lessons)

Y1	Rules & Patterns	More than 1 Possibility	Visual problems	Logic	Real-life Word						
Y2	Rules & Patterns	More than 1 Possibility	Visual problems	Logic	Real-life Word	Working Backwards					
Y3	Rules & Patterns	More than 1 Possibility	Visual problems	Logic	Real-life Word	Working Backwards	Open Ended				
Y4	Rules & Patterns	More than 1 Possibility	Visual problems	Logic	Real-life Word	Working Backwards	Open Ended	Multi-Step			
Y5	Rules & Patterns	More than 1 Possibility	Visual problems	Logic	Real-life Word	Working Backwards	Open Ended	Multi-Step	All Possibilities	Multi-Domain	Investigation
Y6	Rules & Patterns	More than 1 Possibility	Visual problems	Logic	Real-life Word	Working Backwards	Open Ended	Multi-Step	All Possibilities	Multi-Domain	Investigation

# SEND & GDS





## Mathematics *for ALL*

In order to support children with SEND in meeting the ambitious curricular goals, we apply a range of specific support, adaptation and modification methods, specific to the child and their needs. These could include:

- Use of maths manipulatives – both physical and electronic – to progress learning from concrete to pictorial to abstract – most maths is quite abstract and this presents a challenge for SEND pupils.
- Use a consistent range of manipulatives at first so pupils have a go to resource that they know well before using a wider range.
- Reduce the cognitive load required for tasks (minimising the amount of steps, simplifying the recording, not overloading with non-essential information)
- Reduce the amount the amount of reading required and ensure decoding levels match the task.
- Ensure reading aspects of maths have improved accessibility, including larger font, bolds, the use of different colours and avoiding italics (Simpler versions of text so that reading materials match the child's reading ability)
- Pre-teaching of pertinent vocabulary will support learning, as well as having clear displays and/or points of reference for the children to remember and use vocabulary correctly.
- Use of additional adult when possible
- Splitting teaching and tasks up into smaller steps: teach a step of learning and do tasks linked to it and then do the next steps – avoiding all teaching and all tasks at once.
- Pay extra attention to the grading of difficulty of the work – only add one extra element of challenge at a time, for example carefully moving from no exchanging, to some, to lots, to exchanging from zeros in column subtraction.
- Slowed down pace of learning and use of consolidation, for example lots of work on basic skills and varied fluency before reasoning and problem solving
- When even the basic fluency mentioned above is too challenging then, where necessary, differentiated outcomes and tasks.
- When SEND pupils do access reasoning and problem solving use sentence stems/starters to scaffold answers.
- Use modified scientific resources (e.g. thermometer, measuring containers, scales)
- Mixed ability groupings/paired work/peer support
- Task targets/clear success criteria
- Visual stimuli/hooks- turn abstract in to concrete
- Constructive working atmosphere – research suggests quieter atmospheres aide maths learning

Ambition for ALL |  
Special Educational Needs

Cognition & Learning Needs

Communication & Interaction Needs

To ensure **all** our children are supported and challenged to the highest possible standard, our maths curriculum and pedagogy meet all the standards of **LET Curriculum For All**.

Ambition for ALL |  
Special Educational Needs

Sensory / Physical Needs

- Use of maths manipulatives – both physical and electronic – to progress learning from concrete to pictorial to abstract – most maths is quite abstract and this presents a challenge for SEND pupils.
- Use a consistent range of manipulatives at first so pupils have a go to resource that they know well before using a wider range.
- Awareness of sensory needs, modification of learning environment (light, sound, seating)
- Modifying visual sources, e.g. pictures, text
- Written sources may be converted to auditory form
- Provide activities that require movement for pupils who learn best through doing and for pupils who find it difficult to sit still for long periods – e.g. role-play, using the interactive whiteboard with pupil involvement.

SENH

- Pre-teach of concepts so pupils feel confident about the lesson to help avoid maths anxiety.
- Agree with pupils before lesson about answering group questions to avoid pupils feeling being put on the spot.
- Pre-emptive pre-teach sessions for when the teaching of the curriculum and personal beliefs may conflict.

Some children show skill, knowledge or aptitude above that which is typically expected for their subject, for their age. It is important that these children are afforded the opportunity to shine.

Ambition for ALL |  
The Most Able

Indication that children may be working above their age related expectations

- **Greater Depth Maths expectations are clearly stated at individual objective level through the Trust exemplification materials and mini assessments tasks.**
- Pupils can demonstrate all elements of Y6 expected outcomes in a range of contexts and types of problems solving (measurement, time, word problems, logic puzzles, finding all possibilities, true/false, finding and describing patterns and sequences)
- Pupils can solve more complex tasks with multiple steps.
- Pupils can solve problems that involve multiple mathematical concepts, for example having to convert between units before being able to solve a problem and then back afterwards.
- Pupils can solve open-ended problems, where there are multiple possibilities.
- Pupils can generalise from findings and create rules/patterns to solve further questions of a similar type, for example pupils may notice that the corners of triangles total  $180^\circ$ , those of quadrilaterals total to  $360^\circ$  and so those with five sides would total a further  $180^\circ$  to make  $540^\circ$ .
- Pupils can solve a problem / answer a question using a range of strategies – not just one.
- Pupils can guide other pupils to age-related expectations by teaching and modelling a concept.
- **It is important to note that while pupils working at a greater depth of understanding should be able to apply their existing knowledge to solve new ones, there is also a place for teaching such pupils the strategies needed to solve more complex problems.**

# Supporting Children Working Behind ARE in Maths Lessons

## Children within 2 years of the intended age-related curriculum

Ensure children with gaps identified in the prior- learning check have had their remediation and are re-checked (while the rest do deepening activities).

### Pre-teach session

Introduce children to the lesson's concept/procedure and bridge some of the gaps in the current understanding. For example, a Y6 child approaching a PV lesson 1,000,000 who has knowledge to 1,000 (Y4). The pre-teach would look at how place value builds from what they know to 1,000,000 using representation and structure.

### Within the lesson

- I do: adults ensure these children particularly are attending to the input and drawing children's attention to the working wall where there is also an example I do.
- We do: adult monitoring during 'we do' phase to nip errors in the bud straight away or for questions to be asked therefore adults need to observe these children during this phase. Ensure you use the 'we do' guidance poster as this is key to moving these children.
- You do: regrouping based on checks for understanding (you do) so independent work is scaffolded by an adult.
- Focus group work: plan in advance the extra modelling they will need
- Adapted task design, for example visual prompts.
- Use of technology – provide children with a video of worked examples to refer back to when working (iPad screen record feature – a personalised video working wall).
- Intention being to still to BF, VF and Think.

### SDI

Any further misconceptions from the lesson addressed rapidly before the next lesson or if children did not get VF and Think finished it will need doing.

'Stop and think, is any provision outside of the classroom better than what they would receive in the classroom?' There may be specific occasions where alternative provision is the best option.

## Children working more than 2 years adrift but with NO cognition issue

- A parred-back and documented curriculum looking at place value and number to encourage catch-up.
- Teacher to find time within each day to ensure these children have input for their next step before they do their independent work in the maths lessons with their peers.

## Children working more than 2 years adrift with cognition issue

- Use of PIVATS to track own curriculum but not an accelerated curriculum – progress against their own next steps.
- Teacher to find time within each day to ensure these children have input for their next step before they do their independent work in the maths lessons with their peers.
- These children will need more practice than others so an input every day may not always be needed; it could be a day of input and practice and then another day of practice.
- These CAN and MUST work on varied fluency, reason and solve problems, if you find the exact level they are working at. They need to do these phases to properly learn but at their level.

## Targeted Intervention

Alongside the lesson-based model above these children to be targeted for academic intervention on:

- Subitising – ensure to go back and check children can subitise both perceptually and conceptually
- Doubles and halves
- Bonds within 10
- Bonds to 10
- Bridging 10
- Bridging other 10s
- Multiplication tables
- Place value



These facts open up nearly all maths and need prioritising.

# Greater Depth

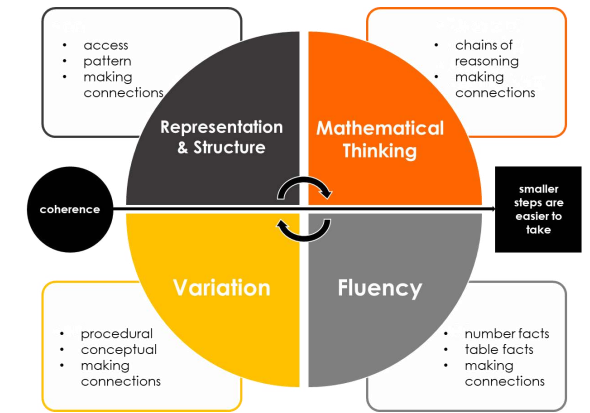
Children who grasp concepts quickly and confidently are challenged through two layers of greater depth work within lessons:

- 'Stretch' tasks are used after each task to extend thinking, while also allowing other children to catch up thus allowing our classes to move together.
- Greater depth tasks are used at the end of learning steps to allow confident mathematicians extend their understanding further. **The intention is that all children are competent enough to complete the greater depth task.**

Our greater depth prompts are drawn from the two sources pictured below and are summarised into a list of 7 key ideas.



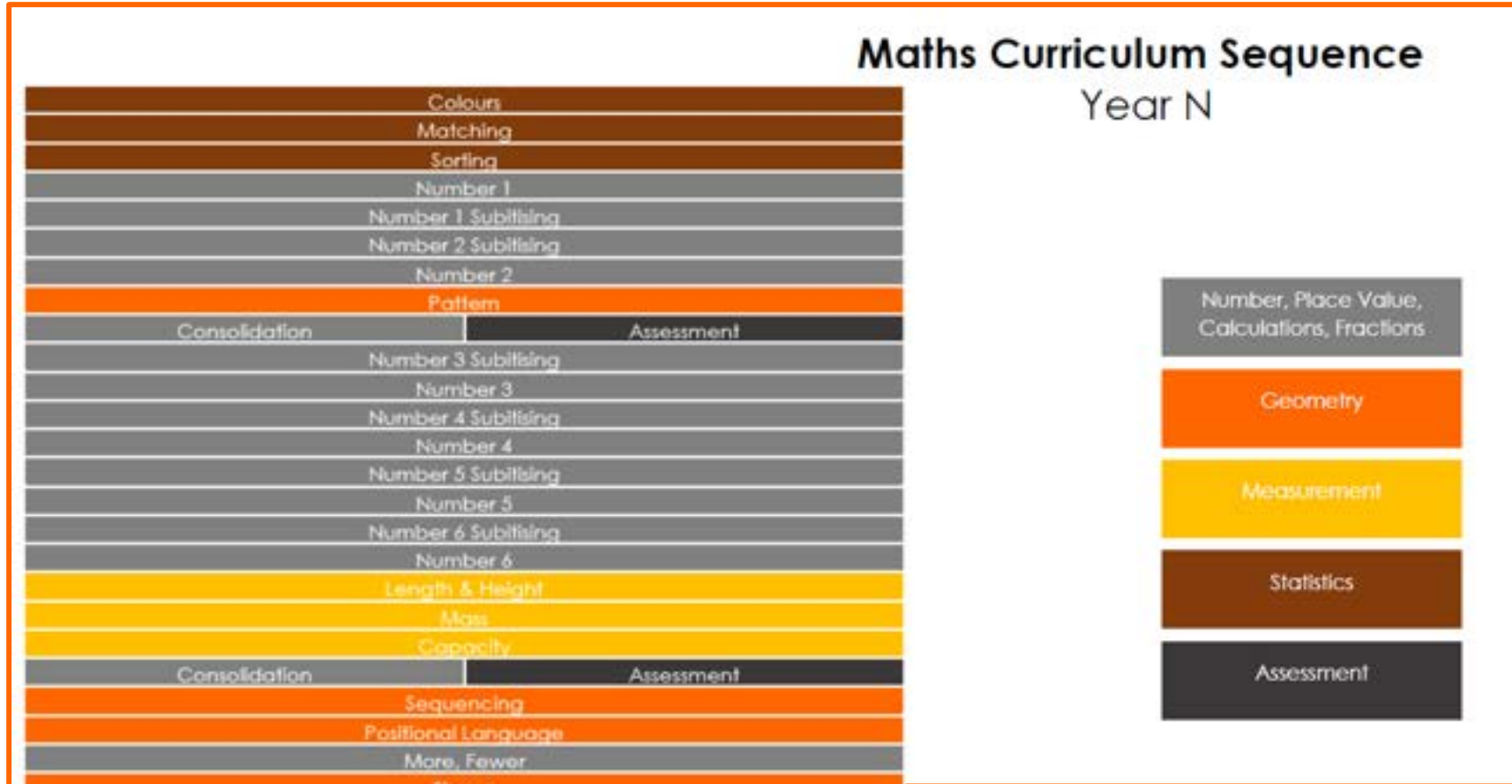
1. Why is  $x$  the answer?
2. And another...
3. Same and different?
4. Always, sometimes, never?
5. How not what
6. What's missing? (working backwards)
7. CPA to prove



# EYFS



# Curriculum Detail & Support... *the same as the rest of school!*

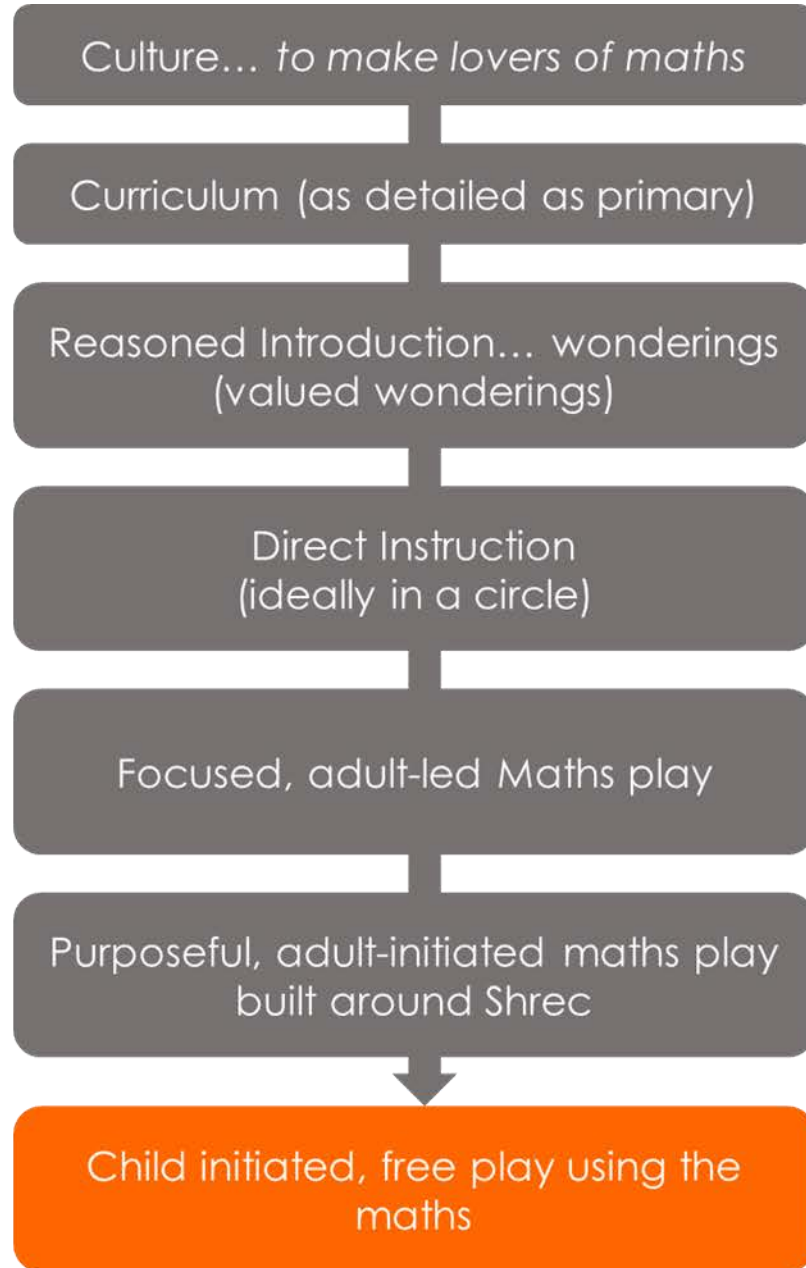


<b>Learning Steps</b>
<p style="color: #f4a460;"><b>Prior learning check (see learning trajectories) &amp; remediation/deepening of prior</b></p> <ul style="list-style-type: none"> <li>Sorting colours</li> <li>Sorting sizes</li> <li>Sorting – what do you notice?</li> <li>Sorting – guess my rule</li> </ul> <p style="color: #f4a460;"><b>Teacher Assessment</b></p> <p style="color: #f4a460;"><b>Pause &amp; Stretch:</b> re-assessment &amp; deepening as required</p>

# Pedagogy

Dedicated maths area that had chances to revisit the key areas of early maths (matching, sorting, ordering, comparing, patterning, spatial reasoning).

Also lots of maths picture, story books available in said area



Lots of chances for **fine motor skills** – this is a real barrier for some of our Y1 chn in terms of pencils and manipulating manipulatives!

Simple shared whiteboard system to note who still needed to experience an area or had a gap to address

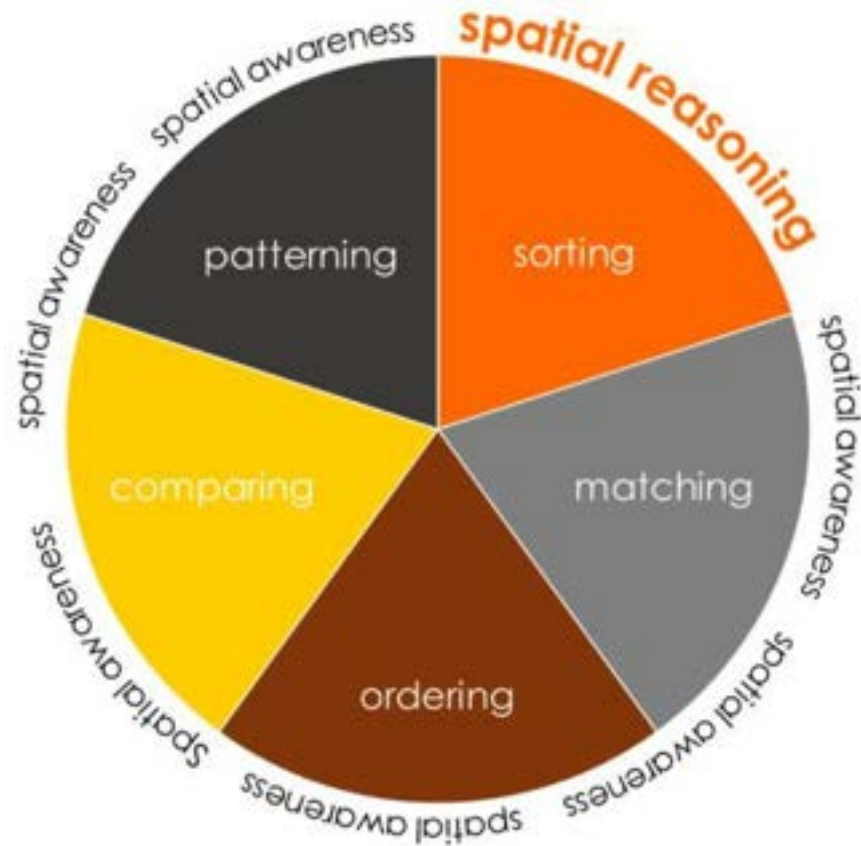
**We know our target group and WE FIND THEM!**

# The key concepts of early maths

## Schematic Maths Play

*A repeated action that children use to learn about the world*

Posting  
Emptying  
Enveloping  
Filling  
Rotating  
Transporting  
Connecting & Lining-Up  
Enclosing



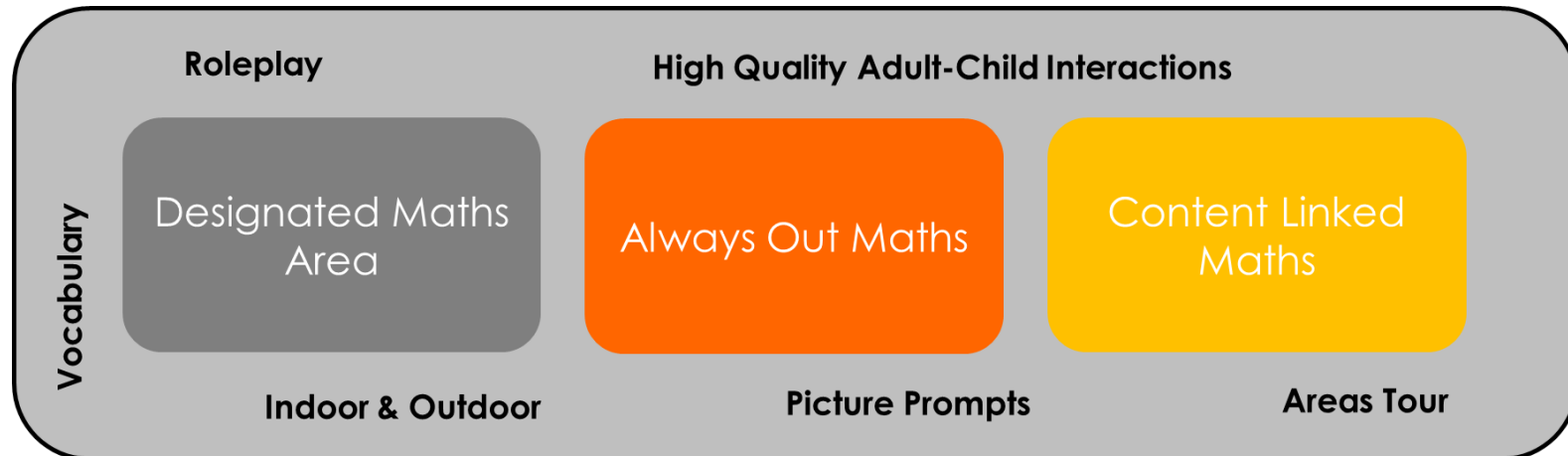
Early Parental Engagement



# Maths in EYFS

- Direct mathematical teaching
- Play-based consolidation, intervention and stretch in areas

Mathematical Routines	Mathematical Input	Maths Through Provision (in and out)		Assessment
		Content Linked	Always Out Maths	
<ul style="list-style-type: none"> <li>• Register on five frames</li> <li>• Snacks from 5 frames</li> <li>• Paying for snacks</li> <li>• Tidying up through shadowing</li> <li>• Count in lines</li> </ul>	<ul style="list-style-type: none"> <li>• Subitising starter</li> <li>• Sat in circle</li> <li>• Direct teaching</li> <li>• Discussion</li> <li>• Reasoning</li> <li>• Choral recital</li> <li>• No opt out</li> <li>• Relatively short</li> <li>• <b>Teach how to use areas</b></li> <li>• <i>Master the Curriculum</i></li> <li>• <i>White Rose / NCETM Mastering Number</i></li> </ul>	<ul style="list-style-type: none"> <li>• Defined areas</li> <li>• Engaging, lovely, enticing areas</li> <li>• Activities directly linked to the input some via adult some independent as you have taught the play</li> <li>• Vocabulary on boards for adults</li> <li>• Maths area used for further focus group teaching <b>while others play maths</b></li> <li>• Tracking of areas</li> </ul>	<ul style="list-style-type: none"> <li>• <i>Spatial awareness</i></li> <li>• <i>Sorting</i></li> <li>• <i>Matching</i></li> <li>• <i>Ordering</i></li> <li>• <i>Comparing</i></li> <li>• <i>Patterning</i></li> <li>• <i>Subitising</i></li> <li>• <i>Counting</i></li> <li>• <i>Number composition</i></li> <li>• Picture prompts</li> </ul>	<ul style="list-style-type: none"> <li>• Shared SDI board</li> <li>• Areas Tracking</li> <li>• LET Trust Ready Documents</li> </ul>

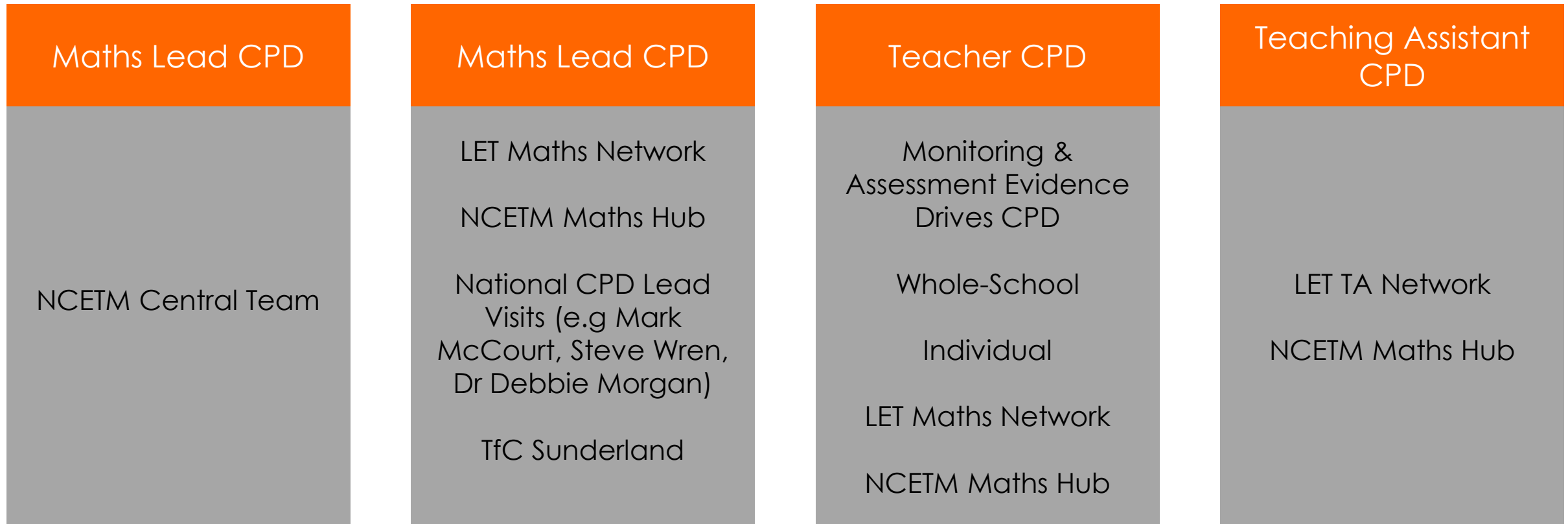


- Mathematical play based on unit of work
- Patterning and spatial awareness play always provided

# CPD



We apply the mastery approach to our staff CPD to model ensure all teachers are as skilled as possible to teach maths. All staff means SLT, teachers and support staff!



# Curriculum Sequences



# Mathematics Curriculum Sequence: Year N

Colours
Matching
Sorting
Number 1
Number 1 Subitising
Number 2 Subitising
Number 2
Pattern
Assessment
Number 3 Subitising
Number 3
Number 4 Subitising
Number 4
Number 5 Subitising
Number 5
Number 6 Subitising
Number 6
Length & Height
Mass
Capacity
Assessment
Sequencing
Positional Language
More, Fewer
Shape
Number Composition
What Comes After?
What Comes Before?
Numbers to 5
Assessment

Number, Place Value,  
Calculations, Fractions

Geometry

Measurement

Statistics

Assessment

# Mathematics Curriculum Sequence: Year R

Subitising
Counting
Composition
Subitising
Comparison
Circles & Triangles
Shapes With 4 Sides
Cardinality & Counting
Comparison
Composition
Composition
Cardinality & Counting
Subitising
Mass & Capacity
Assessment
Ordinality
Composition
Composition
Comparison
Counting
Length & Height
Comparison
Composition
Composition
Composition
Explore 3D Shapes
Manipulate - Compose - Decompose
Assessment
Counting, Cardinality & Ordinality
Subitising
Composition
Composition
Comparison
Visualise - Build - Map
Subitising
Comparison
Counting
Pattern In Number
Assessment

Number, Place Value,  
Calculations, Fractions

Geometry

Measurement

Statistics

Assessment

# Mathematics Curriculum Sequence: Year 1

Reception Revisited	Measures
Numbers to 10	Measures
Summative Assessment 1	
Addition & Subtraction to 10	
Geometric Reasoning	
Numbers to 20	Measures
Summative Assessment 2	
Counting to 100	
Unitising & Coin Recognition	
Time	
Summative Assessment 3	

Number, Place Value, Calculations, Fractions
Geometry
Measurement
Statistics
Assessment

# Mathematics Curriculum Sequence: Year 2

Numbers to 100	Measure
Addition & Subtraction	Statistics
Summative Assessment 1	
Multiplication	Statistics
Division	Fractions
Addition & Subtraction of 2-Digit Numbers	Statistics
Summative Assessment 2	
Geometric Reasoning	Fractions
Money	
A Sense of Measure	
Summative Assessment 3	

Number, Place Value, Calculations, Fractions
Geometry
Measurement
Statistics
Assessment

# Mathematics Curriculum Sequence: Year 3

Adding & Subtracting Across 10	
Numbers to 1,000	Measure
Right Angles	
Summative Assessment 1	
Mental Addition & Subtraction	
Column Addition	Statistics
x2, 4, 8 Multiplication Tables	
Summative Assessment 2	
Column Subtraction	Statistics
Fractions	
Parallel & Perpendicular Sides in Polygons	
Time	
Summative Assessment 3	

Number, Place Value, Calculations, Fractions
Geometry
Measurement
Statistics
Assessment

# Mathematics Curriculum Sequence: Year 3-4

## Year A

Numbers to 10,000	Measures
Right Angles, Parallel & Perpendicular	
Summative Assessment 1	
Addition & Subtraction	Statistics
Perimeter	
Multiplication & Division	
Summative Assessment 1	
Fractions	
Summative Assessment 1	

## Year B

Numbers to 10,000	Measures
Geometric Reasoning	
Summative Assessment 1	
Addition & Subtraction	Statistics
Time	
Multiplication & Division	
Summative Assessment 1	
Fractions	
Summative Assessment 1	

Number, Place Value, Calculations, Fractions
Geometry
Measurement
Statistics
Assessment

# Mathematics Curriculum Sequence: Year 4

Review of Column Addition & Subtraction	Statistics
Numbers to 10,000	Measures
Perimeter	
Summative Assessment 1	
x3, 6, 9 & 7 Multiplication Tables	
Multiplicative Relationships	
Summative Assessment 2	
Fractions	
Geometric Reasoning	
Time	
Summative Assessment 3	

Number, Place Value, Calculations, Fractions
Geometry
Measurement
Statistics
Assessment

# Mathematics Curriculum Sequence: Year 5

Decimal Fractions	Measure	
Negative Numbers	Stat	Geo
Summative Assessment 1		
Short Multiplication & Short Division		
Area		
Calculating With Decimal Fractions	Converting Units	
Summative Assessment 2		
Factors, Multiples & Primes		
Fractions		
Time		
Summative Assessment 3		

Number, Place Value, Calculations, Fractions
Geometry
Measurement
Statistics
Assessment

# Mathematics Curriculum Sequence: Year 5-6

Numbers to 10,000,000	Measures
Negative Numbers	
Summative Assessment	
Decimals	
Multiplication & Division	M S
Fractions, Decimals & Percentages	
Summative Assessments	

Number, Place Value, Calculations, Fractions
Geometry
Measurement
Statistics
Assessment

Year A	Year B
Geometric Reasoning	Statistics
Algebra	Proportional Reasoning
Summative Assessment	Summative Assessment

# Mathematics Curriculum Sequence: Year 6

Numbers to 10,000,000	
Order of Operations	
Multiplication	Unit Conversion
Division	Unit Conversion
Fractions & FDP	Statistics
Proportional Reasoning	
Geometric Reasoning	
Algebra	
Statistics	
Calculator Crunch	
NCETM Year 7 Bridging Lessons	

Number, Place Value, Calculations, Fractions
Geometry
Measurement
Statistics
Assessment

# NC Coverage



National Curriculum Objective		Year	Unit
PV	count to and across 100, forwards and backwards	1	9
PV	count, read and write numbers to 100 in numerals;	1	2/6/9
PV	count in multiples of 2s, 5s and 10s	1	10
PV	given a number, identify 1 more and 1 less	1	2/6
PV	identify and represent numbers using objects and pictorial representations	1	2/6
PV	read and write numbers from 1 to 20 in numerals and words	1	2/6
AS	read, write and interpret mathematical statements	1	3/7
AS	represent and use number bonds and related subtraction facts within 20	1	3/7
AS	add and subtract one-digit and two-digit numbers to 20, including 0	1	3/7
AS	solve one-step problems that involve addition and subtraction	1	3/7
MD	solve one-step problems involving multiplication and division	1	10
FDP	recognise, find and name a half as 1 of 2 equal parts	2	5/8
FDP	recognise, find and name a quarter as 1 of 4 equal	2	5/8
MEA	compare & describe measures	1	6
MEA	measure and record	1	6
MEA	recognise and use language relating to dates	1	11
MEA	tell the time to the hour and half past the hour	3	12
GEO	recognise and name common 2-D and 3-D shapes	1	4
GEO	describe position, direction and movement, including whole, half, quarter and three-quarter turns	2	8

National Curriculum Objective		Year	Unit
PV	count in steps of 2, 3, and 5 from 0, and in 10s from any number, forward & back	2	1
PV	recognise the place value of each digit in a two-digit number (10s, 1s)	2	1
PV	identify, represent and estimate numbers	2	1
PV	compare and order numbers from 0 up to 100: use <, > and = signs	2	1
PV	read and write numbers to at least 100 in numerals and in words	2	1
PV	use place value and number facts to solve problems	2	1
AS	solve problems with addition and subtraction	2	2/6
AS	recall and use addition and subtraction facts to 20 fluently	2	2/6
AS	add and subtract numbers using concrete objects, pictorial reps & mentally	2	2/6
AS	show that addition of 2 numbers can be done in any order and subtraction of 1	2	2/6
AS	recognise and use the inverse relationship between addition and subtraction	2	2/6
MD	recall and use multiplication and division facts for the 2, 5 and 10 multiplications	2	4/5
MD	calculate mathematical statements for multiplication and division	2	4/5
MD	show that multiplication of 2 numbers can be done in any order	2	4/5
MD	solve problems involving multiplication and division	2	4/5
FDP	recognise, find, name and write fractions $\frac{1}{3}$ , $\frac{1}{4}$ , $\frac{2}{4}$ and $\frac{3}{4}$ of a length, shape,	2	6/9
FDP	write simple fractions, for example $\frac{1}{2}$ of 6 = 3 and rec the equiv of $\frac{2}{4}$ and $\frac{1}{2}$	2	6/9
MEA	choose and use appropriate standard units to estimate and measure	2	10
MEA	compare & order lengths, mass, volume/cap and record the results using >, < and =	2	10
MEA	recognise & use symbols for pounds (£) and pence (p); combine amounts	2	10
MEA	find different combinations of coins that equal the same amounts of money	2	10
MEA	solve simple problems in a practical context involving addition and subtraction	2	10
MEA	compare and sequence intervals of time	2	10
MEA	tell and write the time to five minutes, including quarter past/to the hour	3	12
MEA	know the number of minutes in an hour and the number of hours in a day	2	10
GEO	identify and describe the properties of 2-D shapes	2	8
GEO	identify and describe the properties of 3-D shapes	2	8
GEO	identify 2-D shapes on the surface of 3-D shapes	2	8
GEO	compare and sort common 2-D and 3-D shapes and everyday objects	2	8
GEO	order & arrange combinations of mathematical objects in patterns and sequences	2	8
GEO	use mathematical vocabulary to describe position, direction and movement	2	8
STA	interpret and construct simple pictograms, tally charts, block diagrams and table	2	2/4/6
STA	ask and answer simple questions by counting the number of objects	2	2/4/6
STA	ask-and-answer questions about totaling and comparing categorical data	2	2/4/6

### National Curriculum Coverage: Year 3

National Curriculum Objective		Year	Unit
PV	count from 0 in multiples of 4, 8, 50 and 100; find 101/00 more or less than a number	3	2
PV	recognise the place value of each digit in a 3-digit number (100s, 10s, 1s)	3	2
PV	compare and order numbers up to 1,000	3	2
PV	identify, represent and estimate numbers using different representations	3	2
PV	read and write numbers up to 1,000 in numerals and in words	3	2
PV	solve number problems and practical problems involving these ideas	3	2
AS	add and subtract numbers mentally	3	1/4/6/8
AS	add and subtract numbers with up to 3 digits	3	1/4/6/8
AS	estimate the answer to a calculation and use inverse operations to check answers	3	1/4/6/8
AS	solve problems, including missing number problems	3	1/4/6/8
MD	recall and use multiplication and division facts for the 3, 4 and 8 tables	3	7
MD	write and calculate mathematical statements for multiplication and division	3	7
MD	solve problems, including missing number involving multiplication & division	3	7
FDP	count up/down in tenths; recognise that tenths arise from dividing an object by 10	5	1
FDP	recognise, find and write fractions of a discrete set of objects	3	10
FDP	recognise & use fractions as numbers: unit fractions & non-unit fract with small den	3	10
FDP	recognise and show, using diagrams, equivalent fractions with small denominators	5	11
FDP	add and subtract fractions with the same denominator within one whole	3	10
FDP	compare and order unit fractions, and fractions with the same denominators	3	10
FDP	solve problems that involve all of the above	3/5	10
MEA	measure, compare, add/subtract: lengths (m/cm/mm); mass [kg/g]; vol/capacity	3	2
MEA	measure the perimeter of simple 2-D shapes	4	3
MEA	add and subtract amounts of money to give change	3	1/4/6/8
MEA	tell and write the time from an analogue clock	3	12
MEA	estimate and read time with increasing accuracy	3	12
MEA	know the number of seconds in a minute and the number of days in each month	3	12
MEA	compare durations of events	3	12
GEO	draw 2-D shapes and make 3-D shapes using modelling materials	3	3/11
GEO	recognise angles as a property of shape or a description of a turn	3	3/11
GEO	identify right angles, recognise that 2 right angles etc	3	3/11
GEO	identify horizontal and vertical lines and pairs of perpendicular and parallel lines	3	3/11
GEO	identify lines of symmetry in 2-D shapes presented in different orientations	4	3/11
GEO	compare and classify geometric shapes	3	3/11
STA	interpret and present data using bar charts, pictograms and tables	3	6/8
STA	solve one-step and two-step questions	3	6/8

### National Curriculum Coverage: Year 4

National Curriculum Objective		Year	Unit
PV	count in multiples of 6, 7, 9, 25 and 1,000	4	2
PV	find 1,000 more or less than a given number	4	2
PV	count backwards through 0 to include negative numbers	5	2
PV	recognise the place value of each digit in a four-digit number	4	2
PV	order and compare numbers beyond 1,000	4	2
PV	identify, represent and estimate numbers using different representations	4	2
PV	round any number to the nearest 10, 100 or 1,000	4	2
PV	solve number and practical problems that involve all of the above	4/5	All
PV	read Roman numerals to 100 (I to C)	4	10
AS	add and subtract numbers with up to 4 digits using the formal written	4	1/2
AS	estimate and use inverse operations to check answers to a calculation	4	1/2
AS	solve addition and subtraction two-step problems in contexts	4	1/2
MD	recall multiplication and division facts for multiplication tables up to $12 \times 12$	4	5/6
MD	use place value, known and derived facts to multiply and divide mentally	4	5/6
MD	recognise and use factor pairs and commutativity in mental calculations	4	5/6
MD	multiply two-digit and three-digit numbers by a one-digit number	5	3
MD	solve problems involving multiplying and adding	4	5/6
FDP	recognise and show, using diagrams, families of common equivalent fractions	5	9
FDP	count up and down in hundredths	5	9
FDP	solve problems involving increasingly harder fractions	5	9
FDP	add and subtract fractions with the same denominator	4	8
FDP	recognise and write decimal equivalents of any number of tenths or hundreds	5	9
FDP	recognise and write decimal equivalents to $1/4$ , $1/2$ , $3/4$	5	9
FDP	find the effect of dividing a one- or two-digit number by 10 and 100	4	8
FDP	round decimals with 1 decimal place to the nearest whole number	5	9
FDP	compare numbers with the same number of decimal places up to 2 DP	5	9
FDP	solve simple measure & money problems involving fractions & decimals to 2 DP	5	9
FDP	solve problems that involve all of the above	4/5	All
MEA	convert between different units of measure	5	6
MEA	measure and calculate the perimeter of a rectilinear figure	4	2
MEA	find the area of rectilinear shapes by counting squares	5	6
MEA	estimate, compare and calculate different measures	5	6
MEA	read, write and convert time between analogue and digital 12- and 24-hour clocks	4	10
MEA	solve problems involving converting units of time	4	10
GEO	describe positions on a 2-D grid as coordinates in the first quadrant	4	9
GEO	describe movements between positions as translations	4	9
GEO	plot specified points and draw sides to complete a given polygon	4	9
GEO	complete a simple symmetric figure with respect to a specific line of symmetry	4	9
GEO	identify acute and obtuse angles and compare and order angles	3	3
GEO	identify lines of symmetry in 2-D shapes presented in different orientations	4	9
GEO	compare and classify geometric shapes	4	9
STA	interpret and present discrete and continuous data	4	1
STA	solve comparison, sum and difference problems	4	1

### National Curriculum Coverage: Year 5

National Curriculum Objective		Year	Unit
PV	read, write, order, compare numbers to 1,000,000	6	1
PV	count forwards or backwards in steps of powers of 10 to 1,000,000	6	1
PV	interpret negative numbers in context	5	2
PV	round any number up to 1,000,000 to the nearest 10, 100, 1,000, 10,000 and 100,000	6	1
PV	read Roman numerals to 1,000 (M) and recognise years written in Roman numerals	6	1
AS	add and subtract whole numbers with more than 4 digits	6	1/2
AS	add and subtract numbers mentally with increasingly large numbers	6	1/2
AS	use rounding to check answers to calculations and determine	6	1/2
AS	solve addition and subtraction multi-step problems in contexts	6	1/2
MD	identify multiples and factors, including common factors of 2 numbers	5	3
MD	know and use the vocabulary of prime numbers	5	3
MD	recognise and use factor pairs and commutativity in mental calculations	5	3
MD	establish whether a number up to 100 is prime and recall prime numbers up to 19	5	3
MD	multiply numbers up to 4 digits by a one- or two-digit number	5	3
MD	multiply and divide numbers mentally, drawing upon known facts	5	3
MD	divide numbers up to 4 digits by a one-digit number	5	3
MD	multiply & divide whole numbers and those involving decimals by 10, 100 and 1,000	5	3
MD	recognise and use square numbers and cube numbers	5	3
MD	solve problems involving multiplication and division	5	3
MD	solve problems involving addition, subtraction, multiplication and division	5	3
MD	solve problems involving multiplication and division	5	3
FDP	compare & order fractions whose denominators are multiples of the same number	5	9
FDP	identify, name and write equivalent fractions of a given fraction	5	9
FDP	recognise mixed numbers and improper fractions and convert from one form	5	9
FDP	add & subtract fractions with the same denominator, & multiples of same number	5	9
FDP	multiply proper fractions and mixed numbers by whole numbers	5	9
FDP	read and write decimal numbers as fractions	5	1
FDP	recog & use thousandths & relate them to tenths, hundredths and dec equivalents	5	1
FDP	round decimals with 2 DP to the nearest whole number and to 1 decimal place	5	1
FDP	read, write, order and compare numbers with up to 3 decimal places	5	1
FDP	solve problems involving number up to 3 decimal places	5	1
FDP	solve problems which require knowing percentage and decimal equivalents	6	5
FDP	recognise the per cent symbol (%)	6	5
MEA	convert between different units of metric measure	5	3/6
MEA	understand equivalences between metric units and common imperial units	6	6
MEA	measure and calculate the perimeter of composite rectilinear shapes	4	3
MEA	calculate and compare the area of rectangles	5	4
MEA	estimate volume	5	7
GEO	identify, describe & represent the position of a shape following a reflection /transla	6	7
GEO	identify 3-D shapes, including cubes and other cuboids, from 2-D representations	6	7
GEO	know angles are measured in degrees: estimate & compare acute, obtuse & reflex	6	7
GEO	draw given angles, and measure them in degrees	6	7
GEO	identify acute & obtuse angles & compare & order up to 2 right angles by size	6	7
GEO	Calculate missing angles	6	7
STA	solve comparison, sum & difference problems using info presented in a line graph	5	2
STA	complete, read and interpret information in tables, including timetables	5	2

### National Curriculum Coverage: Year 6

National Curriculum Objective		Year	Unit
PV	read, write, order and compare numbers up to 10,000,000	6	1
PV	round any whole number to a required degree of accuracy	6	1
PV	use negative numbers in context, and calculate intervals across 0	5	2
AS	add and subtract whole numbers with more than 4 digits	6	1/2
AS	add and subtract numbers mentally with increasingly large numbers	6	1/2
AS	use rounding to check answers to calculations	6	1/2
AS	solve addition and subtraction multi-step problems in contexts	6	1/2
MD	identify multiples and factors, including finding all factor pairs and common factors	5	7
MD	know/use the vocabulary of prime numbers, prime factors and composite numbers	5	7
MD	recognise and use factor pairs and commutativity in mental calculations	6	2
MD	establish whether a number up to 100 is prime and recall prime numbers up to 19	5	7
MD	multiply numbers up to 4 digits by a one- or two-digit number formal written method	5	3
MD	multiply and divide numbers mentally, drawing upon known facts	5	3
MD	divide numbers up to 4 digits by a one-digit number using short division	5	3
MD	multiply and divide whole numbers and decimals by 10, 100 and 1,000	5	6
MD	recognise and use square numbers and cube numbers	5	7
MD	solve problems involving mul/div, including factors, multiples, squares and cubes	5	7
MD	solve problems involving addition, subtraction, multiplication and division	6	5/6
MD	solve problems involving multiplication and division	6	5/6
FDP	simplify fractions, fractions in the same denominator	6	5
FDP	compare and order fractions, including fractions >1	6	5
FDP	add and subtract fractions with different denominators and mixed numbers	6	5
FDP	multiply simple pairs of proper fractions, writing the answer in its simplest form	5	9
FDP	divide proper fractions by whole numbers (for example, $1/3 \div 2 = 1/6$ )	5	11
FDP	associate a fraction with division and calculate decimal fraction equivalents	6	5
FDP	identify the value of each digit in numbers given to 3 decimal places	5	1
FDP	multiply one-digit numbers with up to 2 decimal places by whole numbers	5	3
FDP	use written division methods in cases where the answer has up to 2 decimal places	5	3
FDP	solve problems which require answers to be rounded	6	1
FDP	recall and use equivalences between simple fractions, decimals and percentages	6	5
ALG	use simple formulae	6	8
ALG	generate and describe linear number sequences	6	8
ALG	express missing number problems algebraically	6	8
ALG	find pairs of numbers that satisfy an equation with 2 unknowns	6	8
ALG	enumerate possibilities of combinations of 2 variables	6	8
RAT	solve problems involving the relative sizes of 2 quantities	6	6
RAT	solve problems involving the calculation of percentages	6	6
RAT	solve problems involving scale factors	6	6
RAT	solve problems involving unequal sharing and grouping	6	6
MEA	solve problems involving the calculation and conversion of units of measure	6	5/6
MEA	use, read, write and convert between standard units, converting measurements	6	5/6
MEA	convert between miles and kilometres	6	8
MEA	recognise that shapes with the same areas can have different perimeters	6	10
MEA	recognise when it is possible to use formulae for area and volume of shapes	6	10
MEA	calculate the area of parallelograms and triangles	6	10
MEA	calculate, estimate and compare volume of cubes and cuboids	6	10
GEO	describe positions on the full coordinate grid (all 4 quadrants)	6	7
GEO	draw and translate simple shapes on the coordinate plane, and reflect	6	7
GEO	draw 2-D shapes using given dimensions and angles	6	7
GEO	recognise, describe and build simple 3-D shapes, including making nets	6	7
GEO	compare and classify geometric shapes	6	7
GEO	recognise angles of a point, straight line, vertically opposite, and find missing angles	5	7
GEO	illustrate and name parts of circles, including radius, diameter and circumference	5	7
STA	interpret and construct pie charts and line graphs and use these to solve problems	6	5
STA	calculate and interpret the mean as an average	6	5

# NC Coverage by Curriculum Area



### National Curriculum Coverage: Place Value

NC	National Curriculum Objective	Year	Unit
N	See Trust ready Nursery	N	various
R	See Trust ready Reception	R	various
1	count to and across 100, forwards and backwards	1	9
1	count, read and write numbers to 100 in numerals;	1	2/6/8
1	count in multiples of 2s, 5s and 10s	1	10
1	given a number, identify 1 more and 1 less	1	2/6
1	identify and represent numbers using objects and pictorial representations	1	2/6
1	read and write numbers from 1 to 20 in numerals and words	1	2/6
2	count in steps of 2, 3, and 5 from 0, and in 10s from any number, forward & back	2	1
2	recognise the place value of each digit in a two-digit number (10s, 1s)	2	1
2	identify, represent and estimate numbers	2	1
2	compare and order numbers from 0 up to 100; use <, > and = signs	2	1
2	read and write numbers to at least 100 in numerals and in words	2	1
2	use place value and number facts to solve problems	2	1
3	count from 0 in multiples of 4, 8, 50 and 100; find 101/00 more or less than a numb	3	2
3	recognise the place value of each digit in a 3-digit number (100s, 10s, 1s)	3	2
3	compare and order numbers up to 1,000	3	2
3	identify, represent and estimate numbers using different representations	3	2
3	read and write numbers up to 1,000 in numerals and in words	3	2
3	solve number problems and practical problems involving these ideas	3	2
4	count in multiples of 6, 7, 9, 25 and 1,000	4	2
4	find 1,000 more or less than a given number	4	2
4	count backwards through 0 to include negative numbers	5	2
4	recognise the place value of each digit in a four-digit number	4	2
4	order and compare numbers beyond 1,000	4	2
4	identify, represent and estimate numbers using different representations	4	2
4	round any number to the nearest 10, 100 or 1,000	4	2
4	solve number and practical problems that involve all of the above	4/5	All
4	read Roman numerals to 100 (I to C)	6	1
5	read, write, order, compare numbers to 1,000,000	6	1
5	count forwards or backwards in steps of powers of 10 to 1,000,000	6	1
5	interpret negative numbers in context	5	2
5	round any number up to 1,000,000 to the nearest 10, 100, 1,000, 10,000 and 100,000	6	1
5	read Roman numerals to 1,000 (M) and recognise years written in Roman numerals	6	1
6	read, write, order and compare numbers up to 10,000,000	6	1
6	round any whole number to a required degree of accuracy	6	1
6	use negative numbers in context, and calculate intervals across 0	6	1
6	solve number and practical problems that involve all of the above	6	1

Ratio and algebra objectives are covered in Year 6 as per NC

### National Curriculum Coverage: Fractions

NC	National Curriculum Objective	Year	Unit
N	Have a deep understanding of numbers to 3 including the composition of each number.	N	4-14
N	Subitise (recognise quantities without counting) up to 3.	N	4-14
R	Have a deep understanding of numbers to 10, including the composition of each number.	R	3-13
R	Subitise (recognise quantities without counting) up to 5.	R	3-13
R	Automatically recall (without reference to rhymes, counting or other aids) number bonds up to 5 (including subtraction facts) and some number bonds to 10, including double facts.	R	3-13
1	recognise, find and name a half as 1 of 2 equal parts	3	10
1	recognise, find and name a quarter as 1 of 4 equal	3	10
2	recognise, find, name and write fractions $1/3$ , $1/4$ , $2/4$ and $3/4$ of a length, shape,	3	10
2	write simple fractions, for example $1/2$ of 6 = 3 and rec the equiv of $2/4$ and $1/2$	3	10
3	count up/down in tenths; recognise that tenths arise from dividing an object by 10	5	1
3	recognise, find and write fractions of a discrete set of objects	3	10
3	recognise & use fractions as numbers: unit fractions & non-unit fract with small den	3	10
3	recognise and show, using diagrams, equivalent fractions with small denominators	5	9
3	add and subtract fractions with the same denominator within one whole	3	10
3	compare and order unit fractions, and fractions with the same denominators	3	10
4	recognise and show, using diagrams, families of common equivalent fractions	5	9
4	count up and down in hundredths	5	1
4	add and subtract fractions with the same denominator	5	9
4	recognise and write decimal equivalents of any number of tenths or hundreds	5	9
4	recognise and write decimal equivalents to $1/4$ , $1/2$ , $3/4$	5	9
4	find the effect of dividing a one- or two-digit number by 10 and 100	4	6
4	round decimals with 1 decimal place to the nearest whole number	5	1
4	compare numbers with the same number of decimal places up to 2 DP	5	1
4	solve simple measure & money problems involving fractions & decimals to 2 DP	5	1
5	compare & order fractions whose denominators are multiples of the same number	5	9
5	identify, name and write equivalent fractions of a given fraction	5	9
5	recognise mixed numbers and improper fractions and convert from one form	5	9
5	add & subtract fractions with the same denominator, & multiples of same number	5	9
5	multiply proper fractions and mixed numbers by whole numbers	5	9
5	read and write decimal numbers as fractions	5	1
5	recognise & use thousandths & relate them to tenths, hundredths and dec equivalents	5	1
5	round decimals with 2 DP to the nearest whole number and to 1 decimal place	5	1
5	read, write, order and compare numbers with up to 3 decimal places	5	1
5	solve problems involving number up to 3 decimal places	5	1
5	solve problems which require knowing percentage and decimal equivalents	6	5
5	recognise the per cent symbol (%)	6	5
6	simplify fractions; fractions in the same denomination	6	5
6	compare and order fractions, including fractions >1	6	5
6	add and subtract fractions with different denominators and mixed numbers	6	5
6	multiply simple pairs of proper fractions, writing the answer in its simplest form	5	3
6	divide proper fractions by whole numbers (for example, $1/3 \div 2 = 1/6$ )	5	3
6	associate a fraction with division and calculate decimal fraction equivalents	6	5
6	identify the value of each digit in numbers given to 3 decimal places	5	8
6	multiply one-digit numbers with up to 2 decimal places by whole numbers	5	3
6	use written division methods in cases where the answer has up to 2 decimal places	5	3
6	solve problems which require answers to be rounded	6	5
6	recall and use equivalences between simple fractions, decimals and percentages,	6	5

### National Curriculum Coverage: Addition & Subtraction

NC	National Curriculum Objective	Year	Unit
N	Have a deep understanding of numbers to 3 including the composition of each number.	N	4-14
N	Subitise (recognise quantities without counting) up to 3.	N	4-14
R	Have a deep understanding of numbers to 10, including the composition of each number.	R	3-13
R	Subitise (recognise quantities without counting) up to 5.	R	3-13
R	Automatically recall (without reference to rhymes, counting or other aids) number bonds up to 5 (including subtraction facts) and some number bonds to 10, including double facts.	R	3-13
1	read, write and interpret mathematical statements	1	3/7
1	represent and use number bonds and related subtraction facts within 20	1	3/7
1	add and subtract one-digit and two-digit numbers to 20, including 0	1	3/7
1	solve one-step problems that involve addition and subtraction	1	3/7
2	solve problems with addition and subtraction	2	2/6
2	recall and use addition and subtraction facts to 20 fluently	2	2/6
2	add and subtract numbers using concrete objects, pictorial reps & mentally	2	2/6
2	show that addition of 2 numbers can be done in any order	2	2/6
2	recognise and use the inverse relationship between addition and subtraction	2	2/6
3	add and subtract numbers mentally	3	1/4/6/8
3	add and subtract numbers with up to 3 digits	3	1/4/6/8
3	estimate the answer to a calculation and use inverse operations to check answers	3	1/4/6/8
3	solve problems, including missing number problems	3	1/4/6/8
4	add and subtract numbers mentally	3	1/2
4	estimate and use inverse operations to check answers to a calculation	4	1/2
4	solve addition and subtraction two-step problems in contexts	4	1/2
5	add and subtract whole numbers with more than 4 digits	6	1
5	add and subtract numbers mentally with increasingly large numbers	6	1
5	use rounding to check answers to calculations and determine	6	1
5	solve addition and subtraction multi-step problems in contexts	6	1
6	add and subtract whole numbers with more than 4 digits	6	1/2
6	add and subtract numbers mentally with increasingly large numbers	6	1/2
6	use rounding to check answers to calculations	6	1/2
6	solve addition and subtraction multi-step problems in contexts	6	1/2

### National Curriculum Coverage: Multiplication & Division

NC	National Curriculum Objective	Year	Unit
N	Have a deep understanding of numbers to 3 including the composition of each number.	N	4-14
N	Subitise (recognise quantities without counting) up to 3.	N	4-14
R	Have a deep understanding of numbers to 10, including the composition of each number.	R	3-13
R	Subitise (recognise quantities without counting) up to 5.	R	3-13
R	Automatically recall (without reference to rhymes, counting or other aids) number bonds up to 5 (including subtraction facts) and some number bonds to 10, including double facts.	R	3-13
1	solve one-step problems involving multiplication and division	2	4/5
2	recall and use multiplication and division facts for the 2, 5 and 10 multiplications	2	4/5
2	calculate mathematical statements for multiplication and division	2	4/5
2	show that multiplication of 2 numbers can be done in any order	2	4/5
2	solve problems involving multiplication and division	2	4/5
3	recall and use multiplication and division facts for the 3, 4 and 8 tables	3	7
3	write and calculate mathematical statements for multiplication and division	3	7
3	solve problems, including missing number involving multiplication & division	3	7
4	recall multiplication and division facts for multiplication tables up to $12 \times 12$	4	5/6
4	use place value, known and derived facts to multiply and divide mentally	4	5/6
4	recognise and use factor pairs and commutativity in mental calculations	4	5/6
4	multiply two-digit and three-digit numbers by a one-digit number	5	5/6
4	solve problems involving multiplying and adding	4	5/6
5	identify multiples and factors, including common factors of 2 numbers	5	7
5	know and use the vocabulary of prime numbers	5	7
5	recognise and use factor pairs and commutativity in mental calculations	5	7
5	establish whether a number up to 100 is prime and recall prime numbers up to 19	5	7
5	multiply numbers up to 4 digits by a one- or two-digit number	6	3/4
5	multiply and divide numbers mentally, drawing upon known facts	6	3/4
5	divide numbers up to 4 digits by a one-digit number	6	3/4
5	multiply & divide whole numbers and those involving decimals by 10, 100 and 1,000	5	6
5	recognise and use square numbers and cube numbers	5	7
5	solve problems involving multiplication and division	6	3/4
5	solve problems involving addition, subtraction, multiplication and division	6	3/4
5	solve problems involving multiplication and division	6	3/4
6	identify multiples and factors, including finding all factor pairs and common factors	5	7
6	Know/use the vocabulary of prime numbers, prime factors and composite numbers	5	7
6	recognise and use factor pairs and commutativity in mental calculations	5	7
6	establish whether a number up to 100 is prime and recall prime numbers up to 19	5	7
6	multiply numbers up to 4 digits by a one- or two-digit number formal written method	6	3/4
6	multiply and divide numbers mentally, drawing upon known facts	6	3/4
6	divide numbers up to 4 digits by a one-digit number using short division	5	3
6	multiply and divide whole numbers and decimals by 10, 100 and 1,000	4	6
6	recognise and use square numbers and cube numbers	5	7
6	solve problems involving mul/div, including factors, multiples, squares and cubes	5	7
6	solve problems involving addition, subtraction, multiplication and division	6	5/6
6	solve problems involving multiplication and division	6	5/6

**National Curriculum Coverage: Geometry & Spatial Reasoning**

NC	National Curriculum Objective	Year	Unit
N	Talk about and explore 2D and 3D shapes using informal language – sides, corners, straight, flat, round	N	21,22
N	Sort by a given criteria.	N	21,22
N	Understands and uses the language of position, e.g., on, inside, next to, under, over, in front, behind through play, for example a doll's house or garage	N	19
N	Create their own spatial patterns showing some organisation or regularity.	N	7
N	Recognise and discuss patterns on clothes, in nature and in the environment, e.g., stripes, spots, checks, etc	N	7
N	Notice and correct an error in a repeating pattern – show AB patterns correct and incorrect	N	7
R	Compose and decompose shapes. children recognise a shape can have other shapes within it, just as numbers can	R	15
R	Classify and sort objects according to a criterion and begin to sort objects using own criteria	R	1
R	Continue given repeating patterns (sound, colour, shape, objects)	R	2,17
R	Create own repeating patterns.	R	2,17
1	recognise and name common 2-D and 3-D shapes	1	5
1	describe position, direction and movement, including whole, half, quarter and three-quarter turns	2	8
2	identify and describe the properties of 2-D shapes	2	8
2	identify and describe the properties of 3-D shapes	2	8
2	identify 2-D shapes on the surface of 3-D shapes	2	8
2	compare and sort common 2-D and 3-D shapes and everyday objects	2	8
2	order & arrange combinations of mathematical objects in patterns and sequences	2	8
2	use mathematical vocabulary to describe position, direction and movement	2	8
3	draw 2-D shapes and make 3-D shapes using modelling materials	4	9
3	recognise angles as a property of shape or a description of a turn	3	11
3	identify right angles, recognise that 2 right angles etc	3	3
3	identify horizontal and vertical lines and pairs of perpendicular and parallel lines	3	11
3	identify lines of symmetry in 2-D shapes presented in different orientations	4	9
3	compare and classify geometric shapes	3	11
4	describe positions on a 2-D grid as coordinates in the first quadrant	4	9
4	describe movements between positions as translations	4	9
4	plot specified points and draw sides to complete a given polygon	4	9
4	complete a simple symmetric figure with respect to a specific line of symmetry	4	9
4	identify acute and obtuse angles and compare and order angles	3	3
4	identify lines of symmetry in 2-D shapes presented in different orientations	4	9
4	compare and classify geometric shapes	4	9
5	identify, describe & represent the position of a shape following a reflection /transla	6	7
5	identify 3-D shapes, including cubes and other cuboids, from 2-D representations	6	7
5	know angles are measured in degrees: estimate & compare acute, obtuse & reflex	6	7
5	draw given angles, and measure them in degrees	6	7
5	identify acute & obtuse angles & compare & order up to 2 right angles by size	6	7
5	Calculate missing angles	6	7
6	describe positions on the full coordinate grid (all 4 quadrants)	6	7
6	draw and translate simple shapes on the coordinate plane, and reflect	6	7
6	draw 2-D shapes using given dimensions and angles	6	7
6	recognise, describe and build simple 3-D shapes, including making nets	6	7
6	compare and classify geometric shapes	6	7
6	recognise angles at a point, straight line, vertically opposite, and find missing angles	6	7
6	illustrate and name parts of circles, including radius, diameter and circumference	6	6

**National Curriculum Coverage: Measures**

NC	National Curriculum Objective	Year	Unit
N	Make models in the block area and respond to practitioners using the vocabulary can you make it taller? Shorter? Longer?	N	15-17
R	Understand largest, most, smallest, least, fewest and numbers beyond 10--'Order and compare 3 objects according to length, height, mass	R	2 & 8
1	compare & describe measures	1	5
1	measure and record	1	5
1	recognise and use language relating to dates	1	10
1	tell the time to the hour and half past the hour	3	12
2	choose and use appropriate standard units to estimate and measure	2	10
2	compare & order lengths, mass, volume/cap, record the results using >, < and =	2	10
2	recognise & use symbols for pounds (£) and pence (p); combine amounts	2	10
2	find different combinations of coins that equal the same amounts of money	2	10
2	solve simple problems in a practical context involving addition and subtraction	2	10
2	compare and sequence intervals of time	2	10
2	tell and write the time to five minutes, including quarter past/to the hour	3	12
2	know the number of minutes in an hour and the number of hours in a day	3	12
3	measure, compare, add/subtract: lengths (m/cm/mm); mass (kg/g); vol/capacity	3	2
3	measure the perimeter of simple 2-D shapes	4	3
3	add and subtract amounts of money to give change	3	2
3	tell and write the time from an analogue clock,	3	12
3	estimate and read time with increasing accuracy	3	12
3	know the number of seconds in a minute and the number of days in each month	3	12
3	compare durations of events	3	12
4	convert between different units of measure	5	6
4	measure and calculate the perimeter of a rectilinear figure	4	3
4	find the area of rectilinear shapes by counting squares	5	4
4	estimate, compare and calculate different measures	5	6
4	read, write and convert time between analogue and digital 12/ 24-hour clocks	4	10
4	solve problems involving converting units of time	4	10
5	convert between different units of metric measure	5	6
5	understand equivalences between metric units and common imperial units	6	8
5	measure and calculate the perimeter of composite rectilinear shapes	4	5
5	calculate and compare the area of rectangles	5	6
5	estimate volume	5	7
6	convert between different units of metric measure	5	7
6	understand equivalences between metric units and common imperial units	6	8
6	measure and calculate the perimeter of composite rectilinear shapes	4	3
6	calculate and compare the area of rectangles	5	7
6	estimate volume	5	7

**National Curriculum Coverage: Statistics**

NC	National Curriculum Objective	Year	Unit
N	Sort by a given criteria.	N	3
R	Classify and sort objects according to a criterion and begin to sort objects using own criteria	R	1
1	Classify and sort objects according to a criterion (YR revisit)	1	2
2	interpret and construct simple pictograms, tally charts, block diagrams and table	2	4/5/6
2	ask and answer simple questions by counting the number of objects	2	4/5/6
2	ask-and-answer questions about totalling and comparing categorical data	2	4/5/6
3	interpret and present data using bar charts, pictograms and tables	3	2
3	solve one-step and two-step questions	3	2
4	interpret and present discrete and continuous data	4	1
4	solve comparison, sum and difference problems	4	1
5	solve comparison, sum & difference problems using info presented in a line graph	6	1
5	complete, read and interpret information in tables, including timetables	6	1
6	interpret and construct pie charts and line graphs and use these to solve problems	6	1
6	calculate and interpret the mean as an average	6	1