








Here are this week's home learning activities. If you have any questions or need any advice then please get in touch EYFS@lingdale.org . I hope you enjoy this week's story!



Lingdale Primary School

Nursery Home Learning - 22.02.21

<p>English – This week's story is: The Enormous Turnip. Listen to Mrs Jones read the story: https://youtu.be/Yb-YknV2fz0 Watch an animated version: https://www.youtube.com/watch?v=mGw5yTOPTSQ Book Talk/Discussion questions: Where was the turnip? Why did the turnip not come out? The focus when reading this story with children is the repeated phrases. Can children join in? Read the story and talk about what plants need to grow. Talk about the importance of teamwork and how important it is to help each other.</p>			
<p>Make a puppet theatre with characters from the story and act out what happens. Can you retell the story with the repeated parts? Can you make up what happens after the story?</p>	<p>Can you draw an enormous turnip?</p>	<p>Ask an adult to cut out the characters. Can you put them in the right order of the story?</p>	<p>Have you ever tasted turnip? Raw? Cooked? How does it feel? How does it taste?</p>
<p>Maths /role play <u>This week's maths activity focus:</u> language of size and counting/number recognition 1,2,3,4,5.</p>  <p>Make a farmer's shop at home... Make price tags or price lists for a range of vegetables at home. There are some blank ones in your pack. Take turns to be the customer and the shop keeper. Label the vegetables 1p, 2p,3p,4p or 5p (if your child can recognise these then move to numbers to 10). Count out 1p coins to buy the vegetables. This will also create opportunities for size language if you include different sized vegetables e.g Please can I buy that small carrot. Can I have large potato?</p>		<p>Letters and sounds Play this listening activity https://www.bbc.co.uk/teach/school-radio/eyfs-listen-and-play-the-enormous-turnip/zh6md6f. What sounds can you hear in the story? Turnip begins with 't.' What else can you think of that begins with a t sound? Use the I spy sheet to find all of the objects that begin with t. What can you find around the house or on your daily exercise walk that begins with t too?</p>	
<p>PSE In the 'Enormous Turnip', the team have to work together to pull the turnip out of the ground. What other activities or jobs around the house need team work? Can you help someone at home with a job/chore to make a good team?</p>		<p>Mark making Use the resources and instructions in your pack to make a rainbow tray. The children will enjoy making marks and seeing the different colours that appear. This is a great activity to practise the letters of their name too!</p> 	
<p>Physical development Use the laces from your previous threading activity to thread the enormous turnip in your pack.</p> <p>Cooking: Carefully peel, grate or chop the vegetables with a grown up and cook them in a nice warm soup! Use the recipe card in this pack or use the internet to find your own simple vegetable soup recipe. Adults: It is important to talk about all of the actions when making cooking with children. This will help develop new vocabulary such as grate, chop, cut, slice, boil, pour, stir.</p>		<p>Creative Make an enormous turnip - Paper Mache  Vegetable printing - use pieces of vegetables to print and make marks or patterns.  Make your own vegetable art! Use pieces of fruit or vegetables to make a face. Don't forget to take a picture to email your creation before you eat it! </p>	
<p>Outside fun There are many puddles around at this time of year. Why not try the leaf bottle top boats activity in this pack? Put on your wellies and go for a splash in the puddles. You will need bottle tops, small balls of blue tac or plaster scene and small leaves. Making the Bottle Top Leaf Boats might turn into a bit of a science lesson as there will be a little bit of trial and error to get the Leaf Boats to float. You only needed a small ball of blue tac to avoid the bottle top from sinking because they were too heavy and a small leaf that didn't over balance and topple the leaf boat. If there is a small amount of water flowing down your street, this will make a great experiment too. See what you will find out...</p> 			

Here are this week's home learning activities. If you have any questions or need any advice then please get in touch EYFS@lingdale.org . I hope you enjoy this week's story!