


Here are this week's home learning activities. If you have any questions or need any advice, then please get in touch EYFS@lingdale.org . I hope you enjoy this week's story!

Linqdale Primary School

Nursery Home Learning - 18.01.21



Story:

This week's story is called the Polar Bear Paddle.

https://www.youtube.com/watch?v=83lgTiX_XcY

Can you draw a picture of a polar bear?

Singing

5 Little Polar Bears song. Please see attached in your pack a copy of the song and 5 polar bears to use as props for the song. Please repeat throughout the week so children join in with the rhyme and numbers. Ask how many are left after each verse and recount the polar bears.

Understanding of the world

Learn about the difference between hot and cold using this lesson...

<https://classroom.thenational.academy/lessons/to-understand-the-difference-between-hot-and-cold-6cukcr>

You will need some ice cubes, warm and cold water to carry out the investigation.

Physical Development:

Gross Motor:

Go on a Polar bear adventure in the cold with Cosmic Kids yoga.

<https://www.youtube.com/watch?v=tOuR37JNX54>

Fine Motor:

Practise pincer movements with pegs or tweezers this week...




See the sheet attached for more ideas.

Baking

Could you make some Polar bear cupcakes?

Don't forget to email your pictures of you making and enjoying the polar bear treats!



Letters and sounds:

Practise some Nursery rhymes from

<https://www.bbc.co.uk/teach/school-radio/nursery-rhymes-a-to-z-index/z4ddgwx>

This week we will focus on instrumental sounds for our younger Nursery children. Can you make a musical instrument at home - maybe a shaker with some rice and a bottle? Or you could use pasta and margarine tubs or use a tin to make a drum?

You could also practise reading a story and adding instrumental sounds to it. The bear hunt is a great story to add sound effects to. Use the link below for some ideas of objects you could use around the house to make the sounds.

<https://www.youtube.com/watch?v=YWF9OLBQoPk>

Please see the attached flyer for some other ideas on how to use instrumental sounds at home.

We will also send links for some other letters and sounds activities at the children's different levels through Marvellous me this week.

Maths

Number of the week : 3

Watch the number 3 video

<https://www.youtube.com/watch?v=I7feJ2LhhkY>

Read a story with the number 3 in it. For example - The 3 Bears, The 3 Little Pigs, The 3 Billy Goats Gruff.

Use playdough to make 3 balls. Now squash one of them! How many do you have now? What about if you squash another? Can you make it so you have 3 again?

Watch number 3 from Numberblocks

https://www.youtube.com/watch?v=mVG1_-cBpfw

Creative:

Make a 3D Polar bear picture with this guide from...

<https://www.artycraftykids.com/craft/3d-polar-bear-winter-craft/> or get creative and make an idea of your own with items from your craft pack...



Here are this week's home learning activities. If you have any questions or need any advice, then please get in touch EYFS@lingdale.org . I hope you enjoy this week's story!

Literacy
and English

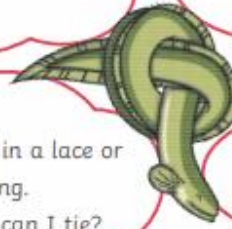
Nursery Home Learning Activity Ideas



Use tweezers or tongs to pick up peas or pom-poms. How many can I pick up?



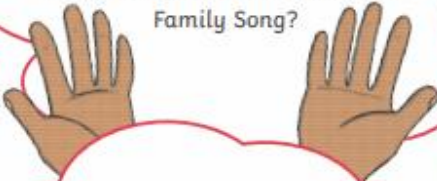
Use scissors to cut out pictures from a magazine or pictures that I have drawn.



Use playdough to make an animal. How many different animals can I make?



Learn a finger rhyme. Can I do Incy Wincy Spider or The Finger Family Song?

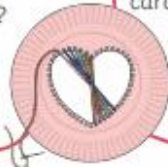


Practise tying knots in a lace or piece of string. How many knots can I tie?



Use building bricks to create a building. Can I build a house, a shop or my nursery?

Complete a jigsaw. Can I do it on my own?



Make my own threading card by drawing a picture on cardboard, cutting it out and punching holes around the edges with a hole punch. Practise threading using a lace.

Can I create a rainbow using finger painting? What other pictures can I create?

