

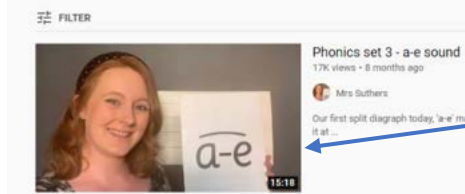
Day 1

Reading- Please listen to your child read a book every day. Discuss and locate the title, make a prediction about what might happen in the story and talk about any unfamiliar words throughout the book. Once they have read the book, please ask them questions about events that happened in the book including characters feelings.

Phonics- Use the yellow Read, write, inc. phonics book of sounds in your child's reading pack to practise sounds daily.

Go onto Youtube and search for 'RWI a-e'

Watch the first video (shown below) and complete the activities discussed on the video.



Select this video.

Handwriting- If your child is in year 1 please encourage them to write their full name every day. They could use different colour pencils to write their name like a rainbow- try and make it as fun as possible.

Now please complete the handwriting sheet attached. If your child is a confident writer- they are to complete the joined handwriting sheet, otherwise please give your child the non-cursive pack.

English- You child is asked to write a recount of what they got up to during the Christmas break. I would like them to think about their feelings, what they did and what they enjoyed the most. They could write about sleeping in, having a PJ day, what their favourite gift at Christmas was, what they ate for their Christmas meal. Were the excited, happy, shocked, surprised, tired?

Children must use capital letters, full stops and finger spaces. Year 2 are encouraged to use commas in a list, exclamation marks and the conjunctions 'and, or, but & because' in their writing. Once you have finished your writing, you can draw a picture of your best memory or gift from Christmas/New year.

Maths-

Counting aloud in multiples of 2, 5 and 10 (year 2 must also count in 3s).

E.g. 0, 2, 4, 6, 8... Can you take it in turns with an adult/sibling to count on.

Year 1 are to complete the coin sheet attached.

Year 2 are to begin looking at arrays for multiplication. Watch the video below:

<https://www.youtube.com/watch?v=IRgKavUxvKY> or search for multiplication arrays on Youtube.

Today's lesson is about practising how to use arrays to answer multiplication questions.

Ask your child to draw an array to find the answer to the questions below:

$$4 \times 6 = \quad 8 \times 3 = \quad 6 \times 4 = \quad 9 \times 4 =$$

Geography-

Our new topic is all about Africa. Ask your child to find out as many facts as they can about the Serengeti. What is the weather like there? Which part of the world is Africa located?

What language do they speak? What foods are traditional in Africa?

Can you research what the African flag looks like and draw/paint/colour it?

Day 1 Maths (Year 1)- complete the sheet by writing how much each piece of money is worth.

Don't forget to use £ for pounds and p for pence.

LO: To recognise money.









Handwriting Worksheet

hello hello

goodbye goodbye

and and

the the

sun sun

rain rain

shoe shoe

hand hand

jump jump

Aa

Bb

Cc

Dd

Ee

Ff

Gg

Hh

Ii

Jj

Kk

Ll

Mm

Nn

Oo

Pp

Qq

Rr

Ss

Tt

Uu

Vv

Ww

Xx

Yy

Zz

Day 2

Reading- Daily.

Phonics- Use the yellow RWI phonics book of sounds in your child's reading pack to practise sounds daily.

Go onto Youtube and search for 'RWI i-e'

Watch the first video (shown below) and complete the activities discussed on the video.

Select this video.



Handwriting- See attached sheet below.

English- Your child is asked to write a new year's resolution. Discuss what this means with your child- starting a fresh and starting yourself a target for the new year. This could be a personal target or academic. There is a sheet attached below for your child to write on.

Children must use capital letters, full stops and finger spaces. Year 2 are encouraged to use commas in a list, exclamation marks and the conjunctions 'and, or, but & because' in their writing. Year 2 are also asked to consider what they need to do in order to be successful with their resolution. E.g. I would like to get better at football so I will practise every day. Once you have finished your writing, you can draw a picture of yourself achieving your resolution.

Maths-

Counting aloud in multiples of 2, 5 and 10 (year 2 must also count in 3s).

E.g. 0, 2, 4, 6, 8... Can you take it in turns with an adult/sibling to count on.

Year 1 are to complete the coin sheet attached.

Year 2 are to recap looking at arrays for multiplication and then complete the attached sheet.

Science-

Year 1- To name and label common African animals. Carry out some research to find the names of the animals on the sheet below. Can you find out some facts about your favourite animal on the sheet too?

Y2- To sort things into living, dead and never been alive.

Watch videos on Youtube which tell you the difference between the terms living, dead and never been alive. When searching please ensure you type in year 2 or KS1 as there are some more technical videos which are not appropriate for this age group. Here is a good video:

<https://www.youtube.com/watch?v=Gy60BqCnTG4>

Once you understand the different terms, cut out the pictures on the sheet attached below and sort them into living, dead and never been alive. Then, look around your house and find something that is living, dead and never been alive.

MY NEW YEAR'S RESOLUTIONS

This year is

My name is

off

puff

sniff

miss

kiss

less

if

us

Joined handwriting sheet- Day 2

off

puff

sniff

miss

kiss

less

if

us

Year 1 maths sheet- Day 2

First identifying which is the largest coin in the pot and hold that number in your head. Identify the value of the second coin in the pot and then count on from the number in your head using your fingers.

For the jar with 10p coins in, encourage your child to count on in multiples of 10 to find the total. 10, 20...

LO: To recognise and know the value of different denominations of coins in order to find a total.



1p

How much money is in each jar?









Year 2 maths- Day 2

(An additional challenge is also attached below)

LO: Multiplication arrays.

Draw an array to calculate:

$$4 \times 2 =$$

$$6 \times 5 =$$

$$7 \times 2 =$$




$$5 \times 5 =$$

$$6 \times 2 =$$

$$8 \times 5 =$$

Challenge!

Write 2 multiplication sentences for the arrays below:

Year 1 science- Day 2 (please see an additional challenge attached below this sheet).

LO: To identify and name a variety of common animals.

African Animals and birds.



Can you draw an Ostrich?



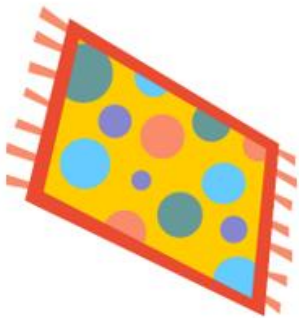
Challenge!

Circle the African Animals.



Year 2 science- Day 2

Cut and sort the picture below into living, never been alive and dead.



Day 3

Reading- Daily.

Phonics- Use the yellow RWI phonics book of sounds in your child's reading pack to practise sounds daily.

Go onto Youtube and search for 'RWI u-e'

Watch the first video (shown below) and complete the activities discussed on the video.

Select this video.



Handwriting- See attached sheet.

English-

Year 1 are to learn about the prefix 'un' and complete the sheet attached below.

Year 2 are to learn about the suffix 'ful' and complete the activity below.

Maths-

Counting aloud in multiples of 2, 5 and 10 (year 2 must also count in 3s).

E.g. 0, 2, 4, 6, 8... Can you take it in turns with an adult/sibling to count on.

Year 1 are to complete the missing 100 square attached below and then go onto www.topmarks.co.uk and play a maths game of their choice.

Year 2 Complete the counting backwards sheet attached below then log onto TTrackstars for at least 20 minutes today.

Science/ Computing research

Find out as many facts as you can about one of the African animals listed below:

Leopard, Rhino, Elephant, Buffalo or Lion.

Can you create an information leaflet or poster on your chosen animal?

Think about what they eat, how much they weigh, their estimated life span, how tall they are.

welt

pull

full

wall

buzz

fizz

back

stick

flick

pal

Joined handwriting- Day 3

well

pull

full

wall

buzz

fizz

back

stick

flick

pal

LO: To use the prefix -un.



Kind





healthy



Pick a word from above which has a prefix attached and write a sentence about it.

Year 2 - Day 3

Apply the prefix 'ful' and write the new word this makes. Then write a sentence for each word as shown below.

LO: To apply the suffix -ful.

Colour _____ → Colourful

My dress is colourful.

Wonder _____ →

Delight

Fear


Thank

Help

Missing Numbers

Fill in the missing numbers in the hundred grid.

1		3	4		6		8	9	10
11	12		14	15	16	17		19	
	22	23		25		27	28		30
31		33	34		36		38	39	
41	42		44	45		47		49	
	52	53		55	56	57		59	60
61				65	66		68	69	70
	72	73	74		76	77		79	
81	82		84	85		87	88	89	90
	92	93		95	96	97			100



Day 4

Reading- Daily

Phonics- Use the yellow RWI phonics book of sounds in your child's reading pack to practise sounds daily.

Go onto Youtube and search for 'RWI ur'

Watch the first video (shown below) and complete the activities discussed on the video.



Select this video.

Handwriting- See attached sheet.

English-

Children are to complete the reading comprehension attached. There are 2 different levels of difficulty attached, please give your children the one which is appropriate to their current reading ability.

Maths-

Counting aloud in multiples of 2, 5 and 10 (year 2 must also count in 3s).

E.g. 0, 2, 4, 6, 8... Can you take it in turns with an adult/sibling to count on.

Year 1 - count forwards and backwards between 0-100.

Today you are to order the months of the year.

First play the months of the year song to sing along to <https://www.youtube.com/watch?v=Fe9bnYRzFvk>



Select this video

Once you have watched the video, you are to cut out the months of the year and order them (please see attachment for the months to cut out)

Year 2 Complete the sheet attached.

PE

Today would be our PE lesson, this can be very difficult during lockdown. I have attached some ideas below on how to keep active whilst having fun too.

Year 1 handwriting- Day 4

goal

coal

own

snow

grow

toe

goes

go

no

so

Joined handwriting- Day 4

goal

coal

own

snow

grow

toe

goes

go

no

so

All About Elephants

Elephants are big mammals. They can have:



a long trunk



two tusks



big ears

Elephants can grow very tall. They are very heavy. They can weigh the same as three cars!

A group of elephants is called a herd. The oldest female leads the herd.

A male elephant is called a bull.

A female elephant is called a cow.

A baby elephant is called a calf.

Did You Know...?

An elephant's skin can burn if it stands in the sun for too long.

You might see an elephant with mud or dirt on its back. They do this to stop their skin from burning.



Questions

1. What is a baby elephant called? Tick one.

- a bull
- a calf
- a cow

2. What is a herd? Tick one.

- a big mammal
- an old female
- a group of elephants

3. Which of these is true? Tick one.

- Elephants are very heavy.
- Elephants are very light.
- Elephants are very thin.

4. Who leads a herd? Tick one.

- the biggest bull
- the oldest female
- the smallest baby

5. What can an elephant weigh the same as? Tick one.

- three cars
- three trucks
- three boats

All About Elephants

Elephants can grow up to three metres tall. They can weigh around the same as three large cars!

Elephants Never Forget

Elephants have big brains and they are very clever. They help and love each other. Lots of people say that elephants never forget things.

Did You Know...?

Elephants can get sunburnt!

They have a bath in the mud and throw dirt on their backs to help to keep their skin safe.



Telling Them Apart

There are three ways to check if an elephant is an African elephant or an Asian elephant. You can look at:

- their ears;
- the shape of their head;
- their tusks.



an African elephant



an Asian elephant

African elephants have:

- large ears that look like the shape of Africa;
- rounded heads.

Male and female African elephants can have tusks.



Asian elephants have:

- smaller, rounder ears;
- two bumps on their heads.

Only male Asian elephants can have tusks.

Did You Know...?

A group of elephants is called a herd.

The oldest female elephant is the boss of the herd. She leads the way.

Did You Know...?

Adult male elephants are called bulls.

Adult female elephants are called cows.

A baby elephant is called a calf.



Questions

1. Which elephant has two bumps on its head? Tick one.

- an African elephant
- an Asian elephant
- a baby elephant

2. Draw **three** lines and match each elephant to what it is called.

An adult male elephant is called...

An adult female elephant is called...

A baby elephant is called...

a cow.

a calf.

a bull.

3. Number the facts from 1-3 to show the order that they appear in the text.

- A group of elephants is called a herd.
- Elephants have big brains.
- Only male Asian elephants have tusks.

4. Fill in the missing word.

The _____ female elephant is the boss of the herd.

5. Why do elephants have a bath in the mud?

Year 1 maths- Day 4

Cut the months out, mix them up and then put them back in order. An adult can help you to read if needed. Then complete the challenge below.

January

July

February

August

March

September

April

October

May

November

June

December

Year 1 extra challenge

Lingdale Legend Challenge!

If this month is August, what month will it be next month?

If this month is February, what month was it last month?



Year 2 maths - Day 4

Use your knowledge of everything we have learnt since September to answer the questions below.

Use a number line to calculate:

$47 + 16 =$

$69 - 12 =$

$53 + 14 =$

$99 - 15 =$

Write 4 **even** numbers:

Write 4 **odd** numbers:

Continued on next page...

Testing: **Number Bonds to 10**

Number of Questions: **20**

$2 + \underline{\quad\quad} = 10$

$\underline{\quad\quad} + 5 = 10$

$\underline{\quad\quad} + 4 = 10$

$\underline{\quad\quad} + 1 = 10$

$\underline{\quad\quad} + 9 = 10$

$3 + \underline{\quad\quad} = 10$

$7 + \underline{\quad\quad} = 10$

$10 + \underline{\quad\quad} = 10$

$\underline{\quad\quad} + 10 = 10$

$9 + \underline{\quad\quad} = 10$

$\underline{\quad\quad} + 8 = 10$

$4 + \underline{\quad\quad} = 10$

$8 + \underline{\quad\quad} = 10$

$6 + \underline{\quad\quad} = 10$

$1 + \underline{\quad\quad} = 10$

$\underline{\quad\quad} + 3 = 10$

$\underline{\quad\quad} + 6 = 10$

$\underline{\quad\quad} + 2 = 10$

$\underline{\quad\quad} + 7 = 10$

$5 + \underline{\quad\quad} = 10$

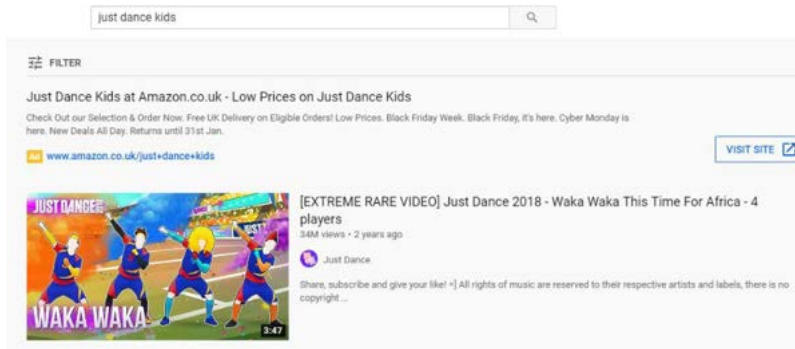
PE- Day 4

Today would be our PE lesson.

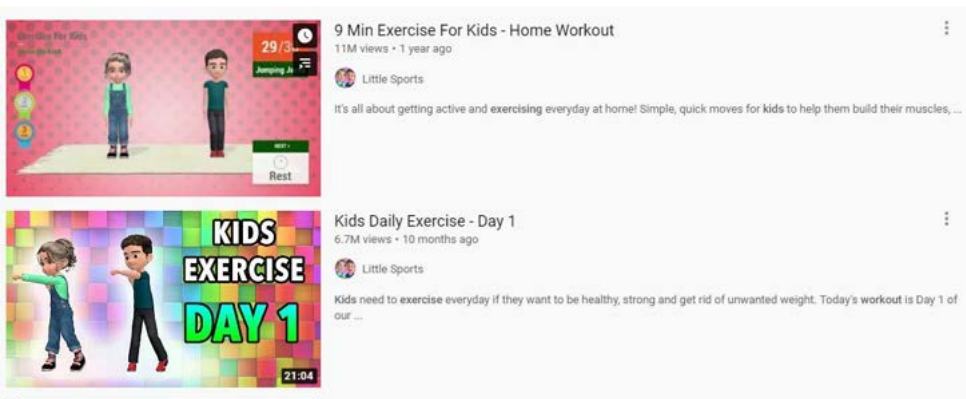
Can you find some fun ways of exercising inside your home?

Why not try some Children's yoga on Youtube or Just Dance? It doesn't matter what you do, as long as you are moving your body and you feel hot, this is good exercise.

https://www.youtube.com/watch?v=gCzgc_RelBA << Just Dance



<https://www.youtube.com/watch?v=oc4QS2USKmk> <<< Kids home work out



<https://www.youtube.com/watch?v=26fk7LFLI5Q> << Kids space themed Yoga

